

3

HORTALIZAS
CULTIVO CEBOLLA – AÑO 1985 – HERBACEOS


| TERMINOS MUNICIPALES | SECANO | | | REGADIO | | |
|------------------------------------|-----------|-----------|----------|-----------|-----------|----------|
| | Principal | Posterior | Asociada | Principal | Posterior | Asociada |
| 1. Abanilla | | | | 1 | | |
| 2. Abarán | | | | 1 | | |
| 3. Aguilas | | | | | | 6 |
| 4. Albudeite | | | | 1 | | |
| 5. Alcantarilla | | | | | 1 | |
| 6. Aledo | | | | 6 | | |
| 7. Alguazas | | | | | 4 | |
| 8. Alhama | | | | 20 | | |
| 9. Archena | | | | 6 | | |
| 10. Beniel | | | | 5 | 2 | 3 |
| 11. Blanca | | | | | | |
| 12. Bullas | | | | 1 | | |
| 13. Calasparra | | | | 82 | 10 | |
| 14. Campos del Rio | | | | | | |
| 15. Caravaca | | | | 14 | | |
| 16. Cartagena | | | | 54 | | |
| 17. Cehegín | | | | 40 | | |
| 18. Ceutí | | | | | 4 | |
| 19. Cieza | | | | 10 | 35 | |
| 20. Fortuna | | | | 14 | | |
| 21. Fuente Alamo | | | | 8 | | |
| 22. Jumilla | | | | 75 | | |
| 23. Librilla | | | | 2 | | |
| 24. Lorca | | | | 50 | | |
| 25. Lorquí | | | | | 2 | |
| 26. Mazarrón | | | | 18 | | |
| 27. Molina de Segura | | | | 3 | | |
| 28. Moratalla | | | | 4 | | |
| 29. Mula | | | | 7 | | |
| 30. Murcia | | | | 20 | 12 | |
| 31. Ojós | | | | | | |
| 32. Pliego | | | | | | 1 |
| 33. Puerto Lumbreras | | | | 300 | | |
| 34. Ricote | | | | | | |
| 35. San Javier | | | | | | |
| 36. San Pedro del Pinatar | | | | | | |
| 37. Torre Pacheco | | | | | | |
| 38. Torres de Cotillas (Las) | | | | 22 | | |
| 39. Totana | | | | 253 | | |
| 40. Ulea | | | | | | |
| 41. Unión (La) | | | | 6 | | |
| 42. Villanueva | | | | | | |
| 43. Yecla | | | | 120 | | |
| 44. Santomera | | | | 5 | | |
| TOTALES | | | | 1.128 | 70 | 10 |



3


HORTALIZAS
CULTIVO CEBOLLETA – AÑO 1985 – HERBACEOS

| TERMINOS MUNICIPALES | SECANO | | | REGADIO | | |
|------------------------------------|-----------|-----------|----------|-----------|-----------|----------|
| | Principal | Posterior | Asociada | Principal | Posterior | Asociada |
| 1. Abanilla | | | | | | |
| 2. Abarán | | | | 1 | | |
| 3. Aguilas | | | | | | 6 |
| 4. Albudeite | | | | | | |
| 5. Alcantarilla | | | | | | |
| 6. Aledo | | | | | | |
| 7. Alguazas | | | | | | |
| 8. Alhama | | | | | | |
| 9. Archena | | | | | | |
| 10. Beniel | | | | | | |
| 11. Blanca | | | | | | |
| 12. Bullas | | | | | | |
| 13. Calasparra | | | | | | |
| 14. Campos del Río | | | | | | |
| 15. Caravaca | | | | | | |
| 16. Cartagena | | | | | | |
| 17. Cehegín | | | | | | |
| 18. Ceuti | | | | | 2 | |
| 19. Cieza | | | | 12 | | |
| 20. Fortuna | | | | | | |
| 21. Fuente Alamo | | | | | | |
| 22. Jumilla | | | | | | |
| 23. Librilla | | | | | | |
| 24. Lorca | | | | | | |
| 25. Lorquí | | | | | 1 | |
| 26. Mazarrón | | | | | | |
| 27. Molina de Segura | | | | 5 | | |
| 28. Moratalla | | | | | | |
| 29. Mula | | | | | | |
| 30. Murcia | | | | 7 | | |
| 31. Ojós | | | | | | |
| 32. Pliego | | | | | | |
| 33. Puerto Lumbreras | | | | | | |
| 34. Ricote | | | | | | |
| 35. San Javier | | | | | | |
| 36. San Pedro del Pinatar | | | | | | |
| 37. Torre Pacheco | | | | | | |
| 38. Torres de Cotillas (Las) | | | | 1 | | |
| 39. Totana | | | | | | |
| 40. Ulea | | | | | | |
| 41. Unión (La) | | | | | | |
| 42. Villanueva | | | | | | |
| 43. Yecla | | | | | | |
| 44. Santomera | | | | | | |
| TOTALES | | | | 26 | 3 | 6 |



HORTALIZAS
CULTIVO ZANAHORIA – AÑO 1985 – HERBACEOS

| TERMINOS MUNICIPALES | SECANO | | | REGADIO | | |
|------------------------------------|-----------|-----------|----------|-----------|-----------|----------|
| | Principal | Posterior | Asociada | Principal | Posterior | Asociada |
| 1. Abanilla | | | | | | |
| 2. Abarán | | | | | | |
| 3. Aguilas | | | | | | |
| 4. Albudeite | | | | | | |
| 5. Alcantarilla | | | | | | |
| 6. Aledo | | | | | | |
| 7. Alguazas | | | | | | |
| 8. Alhama | | | | | | |
| 9. Archena | | | | | | |
| 10. Beniel | | | | | | |
| 11. Blanca | | | | | | |
| 12. Bullas | | | | | | |
| 13. Calasparra | | | | | | |
| 14. Campos del Río | | | | | | |
| 15. Caravaca | | | | | | |
| 16. Cartagena | | | | | 7 | |
| 17. Cehegín | | | | 2 | | |
| 18. Ceutí | | | | | | |
| 19. Cieza | | | | 5 | | |
| 20. Fortuna | | | | | | |
| 21. Fuente Alamo | | | | | | |
| 22. Jumilla | | | | 1 | | |
| 23. Librilla | | | | | | |
| 24. Lorca | | | | | 1 | |
| 25. Lorquí | | | | | | |
| 26. Mazarrón | | | | 5 | | |
| 27. Molina de Segura | | | | | | |
| 28. Moratalla | | | | | | |
| 29. Mula | | | | | | |
| 30. Murcia | | | | | | |
| 31. Ojós | | | | | | |
| 32. Pliego | | | | | | |
| 33. Puerto Lumbreras | | | | | | |
| 34. Ricote | | | | | | |
| 35. San Javier | | | | 1 | | |
| 36. San Pedro del Pinatar | | | | 4 | | |
| 37. Torre Pacheco | | | | | | |
| 38. Torres de Cotillas (Las) | | | | | | |
| 39. Totana | | | | | | |
| 40. Ulea | | | | | | |
| 41. Unión (La) | | | | | | |
| 42. Villanueva | | | | | | |
| 43. Yecla | | | | | | |
| 44. Santomera | | | | | | |
| TOTALES | | | | 18 | 8 | |



3

HORTALIZAS
CULTIVO RABANO – AÑO 1985 – HERBACEOS

| TERMINOS MUNICIPALES | SECANO | | | REGADIO | | |
|------------------------------------|-----------|-----------|----------|-----------|-----------|----------|
| | Principal | Posterior | Asociada | Principal | Posterior | Asociada |
| 1. Abanilla | | | | | | |
| 2. Abarán | | | | | | |
| 3. Aguilas | | | | | | 4 |
| 4. Albudeite | | | | | | |
| 5. Alcantarilla | | | | | | |
| 6. Aledo | | | | 1 | | |
| 7. Alguazas | | | | | | |
| 8. Alhama | | | | | | |
| 9. Archena | | | | 1 | | |
| 10. Beniel | | | | | | |
| 11. Blanca | | | | | | |
| 12. Bullas | | | | | | |
| 13. Calasparra | | | | | | 1 |
| 14. Campos del Río | | | | | | |
| 15. Caravaca | | | | | | |
| 16. Cartagena | | | | | 10 | |
| 17. Cehegín | | | | 2 | | |
| 18. Ceutí | | | | | | |
| 19. Cieza | | | | | 6 | |
| 20. Fortuna | | | | | 1 | |
| 21. Fuente Alamo | | | | | | |
| 22. Jumilla | | | | 1 | | |
| 23. Librilla | | | | | | |
| 24. Lorca | | | | | 1 | |
| 25. Lorquí | | | | | | |
| 26. Mazarrón | | | | 3 | | |
| 27. Molina de Segura | | | | | | |
| 28. Moratalla | | | | | | |
| 29. Mula | | | | | | |
| 30. Murcia | | | | 7 | | |
| 31. Ojós | | | | | | |
| 32. Pliego | | | | | | |
| 33. Puerto Lumbreras | | | | | | |
| 34. Ricote | | | | | | |
| 35. San Javier | | | | | | |
| 36. San Pedro del Pinatar | | | | | | |
| 37. Torre Pacheco | | | | | | |
| 38. Torres de Cotillas (Las) | | | | 2 | | |
| 39. Totana | | | | | | |
| 40. Ulea | | | | | | |
| 41. Unión (La) | | | | | | |
| 42. Villanueva | | | | | | |
| 43. Yecla | | | | | | |
| 44. Santomera | | | | 1 | | |
| TOTALES | | | | 18 | 18 | 5 |



3

HORTALIZAS
CULTIVO JUDIAS VERDES – AÑO 1985 – HERBACEOS


| TERMINOS MUNICIPALES | SECANO | | | REGADIO | | |
|------------------------------------|-----------|-----------|----------|-----------|-----------|----------|
| | Principal | Posterior | Asociada | Principal | Posterior | Asociada |
| 1. Abanilla | | | | | | |
| 2. Abarán | | | | | | |
| 3. Aguilas | | | | | | |
| 4. Albudeite | | | | | | |
| 5. Alcantarilla | | | | 2 | | |
| 6. Aledo | | | | 1 | | |
| 7. Alguazas | | | | | | |
| 8. Alhama | | | | | | |
| 9. Archena | | | | 2 | | |
| 10. Beniel | | | | 14 | 3 | 7 |
| 11. Blanca | | | | | | |
| 12. Bullas | | | | | | |
| 13. Calasparra | | | | 3 | 8 | 2 |
| 14. Campos del Río | | | | | | |
| 15. Caravaca | | | | | | |
| 16. Cartagena | | | | | 4 | |
| 17. Cehegín | | | | 6 | | |
| 18. Ceutí | | | | 5 | | |
| 19. Cieza | | | | | 28 | |
| 20. Fortuna | | | | | | |
| 21. Fuente Alamo | | | | | | |
| 22. Jumilla | | | | 1 | | |
| 23. Librilla | | | | 1 | | |
| 24. Lorca | | | | | 5 | |
| 25. Lorquí | | | | 2 | | |
| 26. Mazarrón | | | | 21 | | |
| 27. Molina de Segura | | | | 5 | | |
| 28. Moratalla | | | | 3 | | |
| 29. Mula | | | | | | |
| 30. Murcia | | | | 82 | | |
| 31. Ojós | | | | | | |
| 32. Pliego | | | | | | 1 |
| 33. Puerto Lumbreras | | | | | | |
| 34. Ricote | | | | | | |
| 35. San Javier | | | | 1 | | |
| 36. San Pedro del Pinatar | | | | 2 | | |
| 37. Torre Pacheco | | | | 12 | | |
| 38. Torres de Cotillas (Las) | | | | 4 | | |
| 39. Totana | | | | | | |
| 40. Ulea | | | | | | |
| 41. Unión (La) | | | | | | |
| 42. Villanueva | | | | | | |
| 43. Yecla | | | | 3 | | |
| 44. Santomera | | | | 6 | | |
| TOTALES | | | | 176 | 48 | 10 |



3

HORTALIZAS
CULTIVO GUISANTE VERDE – AÑO 1985 – HERBACEOS


| TERMINOS MUNICIPALES | SECANO | | | REGADIO | | |
|------------------------------------|-----------|-----------|----------|-----------|-----------|----------|
| | Principal | Posterior | Asociada | Principal | Posterior | Asociada |
| 1. Abanilla | | | | | | |
| 2. Abarán | | | | | | |
| 3. Aguilas | | | | 18 | | |
| 4. Albudeite | | | | | 2 | |
| 5. Alcantarilla | | | | | | |
| 6. Aledo | | | | | | |
| 7. Alguazas | | | | | | |
| 8. Alhama | | | | | | |
| 9. Archena | | | | | | 1 |
| 10. Beniel | | | | | | |
| 11. Blanca | | | | | | |
| 12. Bullas | | | | | | |
| 13. Calasparra | | | | | 2 | 1 |
| 14. Campos del Río | | | | | | |
| 15. Caravaca | | | | | | |
| 16. Cartagena | 115 | | | 70 | | |
| 17. Cehegín | | | | 1 | | |
| 18. Ceutí | | | | | | |
| 19. Cieza | | | | | | |
| 20. Fortuna | | | | 7 | | |
| 21. Fuente Alamo | 15 | | | | | |
| 22. Jumilla | | | | | | |
| 23. Librilla | | | | 2 | | |
| 24. Lorca | | | | | 2 | |
| 25. Lorquí | | | | | | |
| 26. Mazarrón | | | | 4 | | |
| 27. Molina de Segura | | | | 2 | | |
| 28. Moratalla | | | | | | |
| 29. Mula | | | | | | |
| 30. Murcia | 64 | | | 79 | 40 | |
| 31. Ojós | | | | | | |
| 32. Pliego | | | | | | |
| 33. Puerto Lumbreras | | | | | | |
| 34. Ricote | | | | | | |
| 35. San Javier | | | | | 15 | |
| 36. San Pedro del Pinatar | | | | | | |
| 37. Torre Pacheco | | | | 200 | 200 | |
| 38. Torres de Cotillas (Las) | | | | 2 | | |
| 39. Totana | | | | | | |
| 40. Ulea | | | | | | |
| 41. Unión (La) | 50 | | | | | |
| 42. Villanueva | | | | | | |
| 43. Yecla | | | | | | |
| 44. Santomera | | | | | | |
| TOTALES | 244 | | | 385 | 261 | 2 |



3

HORTALIZAS
CULTIVO HABA VERDE – AÑO 1985 – HERBACEOS


| TERMINOS MUNICIPALES | SECANO | | | REGADIO | | |
|------------------------------------|-----------|-----------|----------|-----------|-----------|----------|
| | Principal | Posterior | Asociada | Principal | Posterior | Asociada |
| 1. Abanilla | | | | 6 | | |
| 2. Abarán | | | | | | |
| 3. Aguilas | | | | 8 | | |
| 4. Albudeite | | | | | | |
| 5. Alcantarilla | | | | 2 | | |
| 6. Aledo | | | | 2 | | |
| 7. Alguazas | | | | | | |
| 8. Alhama | | | | | | |
| 9. Archena | | | | | 3 | 1 |
| 10. Beniel | | | | 8 | 2 | 2 |
| 11. Blanca | | | | | | 10 |
| 12. Bullas | | | | 1 | | |
| 13. Calasparra | | | | 92 | | 79 |
| 14. Campos del Río | | | | | | |
| 15. Caravaca | | | | 4 | | |
| 16. Cartagena | | | | 140 | | |
| 17. Cehegín | | | | 25 | | |
| 18. Ceutí | | | | | | |
| 19. Cieza | | | | 33 | 82 | |
| 20. Fortuna | | | | 32 | | |
| 21. Fuente Alamo | | | | 110 | | |
| 22. Jumilla | | | | 40 | | |
| 23. Librilla | | | | 3 | | |
| 24. Lorca | | | | | | 150 |
| 25. Lorquí | | | | 5 | | |
| 26. Mazarrón | | | | 60 | | |
| 27. Molina de Segura | | | | 10 | | |
| 28. Moratalla | | | | 12 | | |
| 29. Mula | | | | 5 | | |
| 30. Murcia | 63 | | | 2.845 | | |
| 31. Ojós | | | | | | |
| 32. Pliego | | | | | | |
| 33. Puerto Lumbreras | | | | 20 | | |
| 34. Ricote | | | | 2 | | |
| 35. San Javier | | | | | 103 | |
| 36. San Pedro del Pinatar | | | | | | |
| 37. Torre Pacheco | | | | 100 | 800 | |
| 38. Torres de Cotillas (Las) | | | | 23 | | |
| 39. Totana | | | | 2 | | |
| 40. Ulea | | | | | | |
| 41. Unión (La) | | | | 5 | | |
| 42. Villanueva | | | | 1 | | |
| 43. Yecla | | | | | | |
| 44. Santomera | | | | 12 | | |
| TOTALES | 63 | | | 3.608 | 990 | 242 |



3

AGRIOS
CULTIVO NARANJO – AÑO 1985 – LEÑOSOS


| TERMINOS MUNICIPALES | SECANO | | REGADIO | | Nº Total de árboles diseminados |
|---------------------------------|-------------|---------------|-------------|---------------|---------------------------------|
| | No producen | En producción | No producen | En producción | |
| 1. Abanilla | | | 9 | 3 | 45 |
| 2. Abarán | | | | 32 | |
| 3. Aguilas | | 4 | 10 | 26 | |
| 4. Albudeite | | | | 9 | 20 |
| 5. Alcantarilla | | | | 14 | 45 |
| 6. Aledo | | | 1 | 4 | |
| 7. Alguazas | | | 7 | 20 | |
| 8. Alhama | | | 277 | 500 | |
| 9. Archena | | | | 50 | |
| 10. Beniel | | | 27 | 109 | 450 |
| 11. Blanca | | | 15 | 35 | |
| 12. Bullas | | | | | |
| 13. Calasparra | | | | | 40 |
| 14. Campos del Río | | | | 38 | 65 |
| 15. Caravaca | | | | | |
| 16. Cartagena | | | 115 | 45 | 1.200 |
| 17. Cehegín | | | | | |
| 18. Ceutí | | | | 3 | 62 |
| 19. Cieza | | | | 8 | 5 |
| 20. Fortuna | | | 3 | 19 | |
| 21. Fuente Alamo | | | 10 | 2 | 2.800 |
| 22. Jumilla | | | | | |
| 23. Librilla | | | 7 | 100 | 85 |
| 24. Lorca | | | 25 | 130 | 2.825 |
| 25. Lorquí | | | | 5 | 60 |
| 26. Mazarrón | | | 3 | 91 | 6 |
| 27. Molina de Segura | | | 10 | 13 | 6.000 |
| 28. Moratalla | | | | | 30 |
| 29. Mula | | | 20 | 448 | |
| 30. Murcia | | | 131 | 1.917 | 2.300 |
| 31. Ojós | | | 3 | 60 | |
| 32. Pliego | | | 3 | 31 | 60 |
| 33. Puerto Lumbreras | | | 3 | 20 | 324 |
| 34. Ricote | | | | | 40 |
| 35. San Javier | | | 45 | 37 | |
| 36. San Pedro del Pinatar | | | 16 | 15 | 128 |
| 37. Torre Pacheco | | | 175 | 20 | 340 |
| 38. Torres de Cotillas | | | 92 | 117 | 600 |
| 39. Totana | | | 19 | 267 | 1.550 |
| 40. Ulea | | | | 40 | |
| 41. La Unión | | | | | |
| 42. Villanueva | | | | 120 | |
| 43. Yecla | | | | | |
| 44. Santomera | | | 40 | 295 | |
| TOTALES | | 4 | 1.066 | 4.643 | 19.080 |



3

AGRIOS
CULTIVO NARANJO AMARGO – AÑO 1985 – LEÑOSOS


| TERMINOS MUNICIPALES | SECANO | | REGADIO | | Nº Total de árboles diseminados |
|---------------------------------|-------------|---------------|-------------|---------------|---------------------------------------|
| | No producen | En producción | No producen | En producción | |
| 1. Abanilla | | | 40 | | |
| 2. Abarán | | | | 2 | |
| 3. Aguilas | | | | | |
| 4. Albudeite | | | | | |
| 5. Alcantarilla | | | | | |
| 6. Aledo | | | | | |
| 7. Alguazas | | | | | |
| 8. Alhama | | | 131 | | |
| 9. Archena | | | | | |
| 10. Beniel | | | 26 | | 600 |
| 11. Blanca | | | | | |
| 12. Bullas | | | | | |
| 13. Calasparra | | | | | |
| 14. Campos del Río | | | | 1 | 20 |
| 15. Caravaca | | | | | |
| 16. Cartagena | | | 140 | | |
| 17. Cehegín | | | | | |
| 18. Ceutí | | | | | 280 |
| 19. Cieza | | | | | |
| 20. Fortuna | | | | | |
| 21. Fuente Alamo | | | 25 | | |
| 22. Jumilla | | | | | |
| 23. Librilla | | | 175 | | |
| 24. Lorca | | | | | |
| 25. Lorquí | | | 63 | | |
| 26. Mazarrón | | | 16 | | 12 |
| 27. Molina de Segura | | | | | 150 |
| 28. Moratalla | | | | | 40 |
| 29. Mula | | | | | |
| 30. Murcia | | | 130 | 16 | 1.900 |
| 31. Ojós | | | | | |
| 32. Pliego | | | | | |
| 33. Puerto Lumbreras | | | | | |
| 34. Ricote | | | | | |
| 35. San Javier | | | | | |
| 36. San Pedro del Pinatar | | | 2 | | |
| 37. Torre Pacheco | | | | | |
| 38. Torres de Cotillas | | | | | |
| 39. Totana | | | | | |
| 40. Ulea | | | | | |
| 41. La Unión | | | | | |
| 42. Villanueva | | | | | |
| 43. Yecla | | | | | |
| 44. Santomera | | | | | |
| TOTALES | | | 748 | 19 | 3.002 |



3

AGRIOS
CULTIVO MANDARINO – AÑO 1985 – LEÑOSOS

| TERMINOS MUNICIPALES | SECANO | | REGADIO | | Nº Total de árboles diseminados |
|---------------------------------|-------------|---------------|-------------|---------------|---------------------------------------|
| | No producen | En producción | No producen | En producción | |
| 1. Abanilla | | | | | |
| 2. Abarán | | | 7 | 143 | |
| 3. Aguilas | | | | | |
| 4. Albuñete | | | | | |
| 5. Alcantarilla | | | | 2 | |
| 6. Aledo | | | | | |
| 7. Alguazas | | | 3 | 34 | |
| 8. Alhama | | | 13 | 58 | |
| 9. Archena | | | 6 | 100 | |
| 10. Beniel | | | | 16 | 600 |
| 11. Blanca | | | | 110 | |
| 12. Bullas | | | | | |
| 13. Calasparra | | | | | 42 |
| 14. Campos del Río | | | | 1 | 40 |
| 15. Caravaca | | | | | |
| 16. Cartagena | | | | 12 | |
| 17. Cehegín | | | | | |
| 18. Ceutí | | | | 8 | 90 |
| 19. Cieza | | | | 65 | |
| 20. Fortuna | | | | 3 | |
| 21. Fuente Alamo | | | | | |
| 22. Jumilla | | | | | |
| 23. Librilla | | | 2 | 1 | 10 |
| 24. Lorca | | | 3 | 29 | 205 |
| 25. Lorquí | | | | 22 | 8 |
| 26. Mazarrón | | | | 11 | 8 |
| 27. Molina de Segura | | | 4 | 17 | |
| 28. Moratalla | | | | | |
| 29. Mula | | | | 8 | |
| 30. Murcia | | | 25 | 129 | 715 |
| 31. Ojós | | | | 3 | |
| 32. Pliego | | | | 8 | 150 |
| 33. Puerto Lumbreras | | | | | |
| 34. Ricote | | | | 5 | 55 |
| 35. San Javier | | | 1 | 2 | |
| 36. San Pedro del Pinatar | | | | 36 | |
| 37. Torre Pacheco | | | 10 | | |
| 38. Torres de Cotillas | | | 13 | 10 | 90 |
| 39. Totana | | | 2 | 101 | 250 |
| 40. Ulea | | | | 8 | 70 |
| 41. La Unión | | | | | |
| 42. Villanueva | | | | 50 | |
| 43. Yecla | | | | | |
| 44. Santomera | | | | 12 | |
| TOTALES | | | 89 | 1.004 | 2.333 |




3

AGRIOS
CULTIVO LIMONERO – AÑO 1985 – LEÑOSOS

| TERMINOS MUNICIPALES | SECANO | | REGADIO | | Nº Total de árboles diseminados |
|---------------------------------|-------------|---------------|-------------|---------------|---------------------------------|
| | No producen | En producción | No producen | En producción | |
| 1. Abanilla | | | 35 | 60 | 125 |
| 2. Abarán | | | 8 | 77 | |
| 3. Aguilas | | | 17 | 137 | |
| 4. Albudeite | | | 5 | 192 | 50 |
| 5. Alcantarilla | | | 3 | 108 | 90 |
| 6. Aledo | | | 1 | 7 | |
| 7. Alguazas | | | | 259 | |
| 8. Alhama | | | 983 | 1.064 | 047 |
| 9. Archena | | | 10 | 258 | |
| 10. Beniel | | | 27 | 136 | 360 |
| 11. Blanca | | | 10 | 205 | |
| 12. Bullas | | | | | |
| 13. Calasparra | | | | | 34 |
| 14. Campos del Río | | | 5 | 65 | 50 |
| 15. Caravaca | | | | | |
| 16. Cartagena | | | 850 | 1.200 | 2.600 |
| 17. Cehegín | | | | | |
| 18. Ceutí | | | 5 | 200 | 320 |
| 19. Cieza | | | | 4 | |
| 20. Fortuna | | | 172 | 575 | 146 |
| 21. Fuente Alamo | | | 45 | 140 | 5.500 |
| 22. Jumilla | | | | | |
| 23. Librilla | | | 102 | 1.850 | 42 |
| 24. Lorca | | | 8 | 90 | 2.403 |
| 25. Lorquí | | | 20 | 141 | |
| 26. Mazarrón | | | 12 | 272 | 30 |
| 27. Molina de Segura | | | 15 | 259 | |
| 28. Moratalla | | | | | 80 |
| 29. Mula | | | 80 | 390 | |
| 30. Murcia | | | 543 | 9.602 | 2.650 |
| 31. Ojós | | | 40 | 154 | |
| 32. Pliego | | | 1 | 35 | 150 |
| 33. Puerto Lumbreras | | | 3 | 7 | 100 |
| 34. Ricote | | | 5 | 196 | |
| 35. San Javier | | | 80 | 150 | |
| 36. San Pedro del Pinatar | | | 90 | 167 | 215 |
| 37. Torre Pacheco | | | 220 | 60 | 2.350 |
| 38. Torres de Cotillas | | | 102 | 180 | 600 |
| 39. Totana | | | 10 | 65 | 1.500 |
| 40. Ulea | | | 90 | 165 | 350 |
| 41. La Unión | | | 5 | 25 | |
| 42. Villanueva | | | | 348 | |
| 43. Yecla | | | | | |
| 44. Santomera | | | 176 | 1.102 | |
| TOTALES | | | 3.778 | 19.945 | 19.745 |


23723



3

AGRIOS
CULTIVO POMELO – AÑO 1985 – LEÑOSOS


| TERMINOS MUNICIPALES | SECANO | | REGADIO | | Nº Total de árboles diseminados |
|---------------------------------|-------------|---------------|-------------|---------------|---------------------------------------|
| | No producen | En producción | No producen | En producción | |
| 1. Abanilla | | | | | |
| 2. Abarán | | | | | |
| 3. Aguilas | | | | | |
| 4. Albudeite | | | | | |
| 5. Alcantarilla | | | | | |
| 6. Aledo | | | | | |
| 7. Alguazas | | | | | |
| 8. Alhama | | | 8 | 10 | |
| 9. Archena | | | | | |
| 10. Beniel | | | | | |
| 11. Blanca | | | | | |
| 12. Bullas | | | | | |
| 13. Calasparra | | | | | |
| 14. Campos del Río | | | | | 20 |
| 15. Caravaca | | | | | |
| 16. Cartagena | | | 1 | 1 | |
| 17. Cehegín | | | | | |
| 18. Ceuti | | | | | 230 |
| 19. Cieza | | | | | |
| 20. Fortuna | | | 3 | | |
| 21. Fuente Alamo | | | | | |
| 22. Jumilla | | | | | |
| 23. Librilla | | | 4 | 8 | 6 |
| 24. Lorca | | | | | |
| 25. Lorquí | | | | | |
| 26. Mazarrón | | | | | |
| 27. Molina de Segura | | | | | |
| 28. Moratalla | | | | | |
| 29. Mula | | | | | |
| 30. Murcia | | | | 1 | 100 |
| 31. Ojós | | | | | |
| 32. Pliego | | | | | |
| 33. Puerto Lumbreras | | | | | |
| 34. Ricote | | | | | |
| 35. San Javier | | | | | |
| 36. San Pedro del Pinatar | | | | | |
| 37. Torre Pacheco | | | | | |
| 38. Torres de Cotillas | | | | | 5 |
| 39. Totana | | | | 2 | 18 |
| 40. Ulea | | | | 3 | 21 |
| 41. La Unión | | | | | |
| 42. Villanueva | | | | | |
| 43. Yecla | | | | | |
| 44. Santomera | | | | | |
| TOTALES | | | 16 | 25 | 400 |



3

FRUTALES
CULTIVO MANZANO – AÑO 1985 – LEÑOSOS

| TERMINOS MUNICIPALES | SECANO | | REGADIO | | Nº Total de árboles diseminados |
|---------------------------------|-------------|---------------|-------------|---------------|---------------------------------------|
| | No producen | En producción | No producen | En producción | |
| 1. Abanilla | | | | 2 | 65 |
| 2. Abarán | | | | | 410 |
| 3. Aguilas | | | | | |
| 4. Albudeite | | | | | 110 |
| 5. Alcantarilla | | | | | 20 |
| 6. Aledo | | | | | |
| 7. Alguazas | | | | | |
| 8. Alhama | | | | 5 | 200 |
| 9. Archena | | | 1 | 3 | 150 |
| 10. Beniel | | | | | |
| 11. Blanca | | | | 5 | 1.000 |
| 12. Bullas | | | | 15 | 600 |
| 13. Calasparra | | | 5 | 40 | 120 |
| 14. Campos del Río | | | | | 40 |
| 15. Caravaca | | | 10 | 554 | |
| 16. Cartagena | | | 2 | | 200 |
| 17. Cehegín | | | 10 | 83 | 500 |
| 18. Ceuti | | | | | 380 |
| 19. Cieza | | | | 8 | 6 |
| 20. Fortuna | | | | 12 | |
| 21. Fuente Álamo | | | | | |
| 22. Jumilla | | | 90 | 290 | 100 |
| 23. Librilla | | | | | 27 |
| 24. Lorca | | | 2 | 16 | 78 |
| 25. Lorquí | | | | | |
| 26. Mazarrón | | | | | 40 |
| 27. Molina de Segura | | | | 7 | 1.000 |
| 28. Moratalla | | | | 56 | 450 |
| 29. Mula | | | | 6 | |
| 30. Murcia | | | | 14 | 3.100 |
| 31. Ojós | | | | | 33 |
| 32. Pliego | | | | | 300 |
| 33. Puerto Lumbreras | | | | 1 | 34 |
| 34. Ricote | | | | | 70 |
| 35. San Javier | | | | | |
| 36. San Pedro del Pinatar | | | | | |
| 37. Torre Pacheco | | | | | |
| 38. Torres de Cotillas | | | | 1 | 70 |
| 39. Totana | | | | | 1.000 |
| 40. Ulea | | | | | 20 |
| 41. La Unión | | | | | |
| 42. Villanueva | | | | | 100 |
| 43. Yecla | | | 7 | 875 | |
| 44. Santomera | | | | 1 | |
| TOTALES | | | 127 | 1.994 | 10.223 |



3

FRUTALES
CULTIVO PERAL – AÑO 1985 – LEÑOSOS

| TERMINOS MUNICIPALES | SECANO | | REGADIO | | Nº Total de árboles diseminados |
|---------------------------------|-------------|---------------|-------------|---------------|---------------------------------|
| | No producen | En producción | No producen | En producción | |
| 1. Abanilla | | | | 14 | 300 |
| 2. Abarán | | | 6 | 38 | 65 |
| 3. Aguilas | | | | | |
| 4. Albudeite | | | | | 60 |
| 5. Alcantarilla | | | | | 45 |
| 6. Aledo | | | | | |
| 7. Alguazas | | | | 3 | |
| 8. Alhama | | | | | 100 |
| 9. Archena | | | 1 | 1 | 100 |
| 10. Beniel | | | | | |
| 11. Blanca | | | 5 | 30 | 5.000 |
| 12. Bullas | | | | 2 | 80 |
| 13. Calasparra | | | 3 | 17 | 60 |
| 14. Campos del Río | | | | | 110 |
| 15. Caravaca | | | 4 | 16 | |
| 16. Cartagena | | | 3 | | 300 |
| 17. Cehegín | | | 2 | 31 | 200 |
| 18. Ceutí | | | | | 850 |
| 19. Cieza | | | | 220 | |
| 20. Fortuna | | | | 15 | |
| 21. Fuente Alamo | | | | | |
| 22. Jumilla | | | 40 | 240 | |
| 23. Librilla | | | 7 | | 40 |
| 24. Lorca | | | 3 | 11 | 58 |
| 25. Lorquí | | | | | |
| 26. Mazarrón | | | | | 80 |
| 27. Molina de Segura | | | | 6 | |
| 28. Moratalla | | | 1 | 4 | 300 |
| 29. Mula | | | | 7 | 200 |
| 30. Murcia | | | | 29 | 4.000 |
| 31. Ojós | | | | | 376 |
| 32. Pliego | | | | | 95 |
| 33. Puerto Lumbreras | | | 13 | 35 | 142 |
| 34. Ricote | | | | | 120 |
| 35. San Javier | | | | 3 | |
| 36. San Pedro del Pinatar | | | | | |
| 37. Torre Pacheco | | | | | |
| 38. Torres de Cotillas | | | 15 | 30 | 28 |
| 39. Totana | | | | | 400 |
| 40. Ulea | | | | | 520 |
| 41. La Unión | | | | | |
| 42. Villanueva | | | | | 1.000 |
| 43. Yecla | | | 15 | 15 | 125 |
| 44. Santomera | | | | 15 | |
| TOTALES | | | 118 | 782 | 14.754 |

142




3

FRUTALES
CULTIVO MEMBRILLO – AÑO 1985 – LEÑOSOS

| TERMINOS MUNICIPALES | SECANO | | REGADIO | | Nº Total de árboles diseminados |
|---------------------------------|-------------|---------------|-------------|---------------|---------------------------------------|
| | No producen | En producción | No producen | En producción | |
| 1. Abanilla | | | | | 25 |
| 2. Abarán | | | | | 22 |
| 3. Aguilas | | | | | |
| 4. Albudeite | | | | | 20 |
| 5. Alcantarilla | | | | | 20 |
| 6. Aledo | | | | | |
| 7. Alguazas | | | | | |
| 8. Alhama | | | | | 40 |
| 9. Archena | | | | | 1.000 |
| 10. Beniel | | | | | |
| 11. Blanca | | | | | 200 |
| 12. Bullas | | | | | 40 |
| 13. Calasparra | | | | | 30 |
| 14. Campos del Río | | | | | 20 |
| 15. Caravaca | | | | | |
| 16. Cartagena | | 3 | | | 150 |
| 17. Cehegín | | | | | 50 |
| 18. Ceutí | | | | | 420 |
| 19. Cieza | | | | | |
| 20. Fortuna | | | | | 22 |
| 21. Fuente Alamo | | | | | |
| 22. Jumilla | | | | | 10 |
| 23. Librilla | | | | | 35 |
| 24. Lorca | | | 1 | | 7 |
| 25. Lorquí | | | | | |
| 26. Mazarrón | | | | | 40 |
| 27. Molina de Segura | | | | 4 | |
| 28. Moratalla | | | | | 80 |
| 29. Mula | | | | | 400 |
| 30. Murcia | | | | 52 | 16.110 |
| 31. Ojós | | | | | |
| 32. Pliego | | | | | 15 |
| 33. Puerto Lumbreras | | | | | |
| 34. Ricote | | | | | 25 |
| 35. San Javier | | | | | |
| 36. San Pedro del Pinatar | | | | | |
| 37. Torre Pacheco | | | | | |
| 38. Torres de Cotillas | | | | | 70 |
| 39. Totana | | | | | 100 |
| 40. Ulea | | | | | |
| 41. La Unión | | | | | |
| 42. Villanueva | | | | | 500 |
| 43. Yecla | | | | | |
| 44. Santomera | | | | | |
| TOTALES | | 3 | 1 | 56 | 19.451 |


143



3

FRUTALES
CULTIVO NISPERO – AÑO 1985 – LEÑOSOS


| TERMINOS MUNICIPALES | SECANO | | REGADIO | | Nº Total de árboles diseminados |
|---------------------------------|-------------|---------------|-------------|---------------|---------------------------------------|
| | No producen | En producción | No producen | En producción | |
| 1. Abanilla | | | | | |
| 2. Abarán | | | | | 80 |
| 3. Aguilas | | | 2 | 18 | |
| 4. Albudeite | | | | | 5 |
| 5. Alcantarilla | | | | | |
| 6. Aledo | | | | | |
| 7. Alguazas | | | | | |
| 8. Alhama | | | | | 50 |
| 9. Archena | | | | | 100 |
| 10. Beniel | | | | | |
| 11. Blanca | | | | | 200 |
| 12. Bullas | | | | | 14 |
| 13. Calasparra | | | | | 20 |
| 14. Campos del Río | | | | | 30 |
| 15. Caravaca | | | | | |
| 16. Cartagena | | | 1 | 2 | 120 |
| 17. Cehegín | | | | | 100 |
| 18. Ceuti | | | | | 260 |
| 19. Cieza | | | | | |
| 20. Fortuna | | | | | 76 |
| 21. Fuente Alamo | | | | | |
| 22. Jumilla | | | | | 10 |
| 23. Librilla | | | | | 65 |
| 24. Lorca | | | | | |
| 25. Lorquí | | | | | |
| 26. Mazarrón | | | | | |
| 27. Molina de Segura | | | | | |
| 28. Moratalla | | | | | 100 |
| 29. Mula | | | | | 250 |
| 30. Murcia | | | | 2 | 718 |
| 31. Ojós | | | | | 22 |
| 32. Pliego | | | | | 35 |
| 33. Puerto Lumbreras | | | | | |
| 34. Ricote | | | | | 50 |
| 35. San Javier | | | | | |
| 36. San Pedro del Pinatar | | | | | |
| 37. Torre Pacheco | | | | | |
| 38. Torres de Cotillas | | | | | 20 |
| 39. Totana | | | | | 120 |
| 40. Ulea | | | | | 50 |
| 41. La Unión | | | | | |
| 42. Villanueva | | | | | |
| 43. Yecla | | | | | |
| 44. Santomera | | | | | |
| TOTALES | | | 3 | 22 | 2.495 |



3

FRUTALES
CULTIVO ALBARICOQUERO – AÑO 1985 – LEÑOSOS


| TERMINOS MUNICIPALES | SECANO | | REGADIO | | Nº Total de árboles diseminados |
|---------------------------------|-------------|---------------|-------------|---------------|---------------------------------|
| | No producen | En producción | No producen | En producción | |
| 1. Abanilla | | | | 1 | 150 |
| 2. Abarán | | | 150 | 337 | |
| 3. Aguilas | | | | | |
| 4. Albudeite | | | | 20 | 350 |
| 5. Alcantarilla | | | | | 120 |
| 6. Aledo | | | | | |
| 7. Alguazas | | | | 164 | |
| 8. Alhama | | | | 14 | 70 |
| 9. Archena | | | 3 | 300 | 200 |
| 10. Beniel | | | 2 | 14 | 270 |
| 11. Blanca | | | 80 | 130 | 100 |
| 12. Bullas | | 3 | | 60 | 300 |
| 13. Calasparra | | | 38 | 414 | 440 |
| 14. Campos del Río | | | 3 | 59 | 45 |
| 15. Caravaca | | | 10 | 918 | 300 |
| 16. Cartagena | | | 2 | | 250 |
| 17. Cehegín | | | 430 | 1.140 | 2.000 |
| 18. Ceutí | | | | 151 | 80 |
| 19. Cieza | | | 50 | 1.405 | |
| 20. Fortuna | | | 3 | 14 | 65 |
| 21. Fuente Alamo | | | | | |
| 22. Jumilla | | | 10 | 150 | 100 |
| 23. Librilla | | | | | 20 |
| 24. Lorca | | | 1 | 75 | 210 |
| 25. Lorquí | | | | 149 | |
| 26. Mazarrón | | | | | 430 |
| 27. Molina de Segura | | | 6 | 249 | 1.500 |
| 28. Moratalla | | | | 555 | 50 |
| 29. Mula | | 150 | 114 | 1.232 | 850 |
| 30. Murcia | | 27 | | 112 | 4.280 |
| 31. Ojós | | | 55 | 190 | 68 |
| 32. Pliego | | 1 | 60 | 700 | |
| 33. Puerto Lumbreras | | | | 1 | 60 |
| 34. Ricote | | | | | 300 |
| 35. San Javier | | | | 4 | |
| 36. San Pedro del Pinatar | | | | | |
| 37. Torre Pacheco | | | | | |
| 38. Torres de Cotillas | | | 10 | 80 | 110 |
| 39. Totana | | | | | 250 |
| 40. Ulea | | | 50 | 225 | 520 |
| 41. La Unión | | | | | |
| 42. Villanueva | | | 10 | 470 | |
| 43. Yecla | | | | | |
| 44. Santomera | | | | 8 | |
| TOTALES | | 181 | 1.087 | 9.341 | 13.488 |



3

FRUTALES
CULTIVO CEREZO Y GUIINDO – AÑO 1985 – LEÑOSOS

| TERMINOS MUNICIPALES | SECANO | | REGADIO | | Nº Total de árboles diseminados |
|---------------------------------|-------------|---------------|-------------|---------------|---------------------------------|
| | No producen | En producción | No producen | En producción | |
| 1. Abanilla | | | | | |
| 2. Abarán | | | | 2 | 30 |
| 3. Aguilas | | | | | |
| 4. Albudeite | | | | | |
| 5. Alcantarilla | | | | | |
| 6. Aledo | | | | | |
| 7. Alguazas | | | | | |
| 8. Alhama | | | | | 20 |
| 9. Archena | | | | | |
| 10. Beniel | | | | | |
| 11. Blanca | | | | | |
| 12. Bullas | | | | | 30 |
| 13. Calasparra | | | | | 28 |
| 14. Campos del Río | | | | | |
| 15. Caravaca | | | | | |
| 16. Cartagena | | | | | |
| 17. Cehegín | | | | | 400 |
| 18. Ceuti | | | | | 40 |
| 19. Cieza | | | | | |
| 20. Fortuna | | | | | |
| 21. Fuente Alamo | | | | | |
| 22. Jumilla | | | | | 15 |
| 23. Librilla | | | | | 22 |
| 24. Lorca | | | 3 | 4 | 56 |
| 25. Lorquí | | | | | |
| 26. Mazarrón | | | | | |
| 27. Molina de Segura | | | | | |
| 28. Moratalla | | | | 20 | 250 |
| 29. Mula | | | | | 125 |
| 30. Murcia | | | | 11 | 50 |
| 31. Ojós | | | | | |
| 32. Pliego | | | | | 50 |
| 33. Puerto Lumbreras | | | | | |
| 34. Ricote | | | | | 30 |
| 35. San Javier | | | | | |
| 36. San Pedro del Pinatar | | | | | |
| 37. Torre Pacheco | | | | | |
| 38. Torres de Cotillas | | | | | |
| 39. Totana | | | | | |
| 40. Ulea | | | | | |
| 41. La Unión | | | | | |
| 42. Villanueva | | | | | |
| 43. Yecla | | | | | 125 |
| 44. Santomera | | | | | |
| TOTALES | | | 3 | 37 | 1.271 |



3

FRUTALES
CULTIVO MELOCOTONERO – AÑO 1985 – LEÑOSOS

| TERMINOS MUNICIPALES | SECANO | | REGADIO | | Nº Total de árboles diseminados |
|---------------------------------|-------------|---------------|--------------|---------------|---------------------------------|
| | No producen | En producción | No producen | En producción | |
| 1. Abanilla | | | 1 | 4 | 100 |
| 2. Abarán | | | 115 | 709 | |
| 3. Aguilas | | | | | |
| 4. Albudeite | | | | | 210 |
| 5. Alcantarilla | | | | | 350 |
| 6. Aledo | | | | | |
| 7. Alguazas | | | 10 | 414 | |
| 8. Alhama | | | 40 | 241 | 60.000 |
| 9. Archena | | | | 75 | |
| 10. Beniel | | | 6 | 18 | 360 |
| 11. Blanca | | | 150 | 400 | 500 |
| 12. Bullas | | | 6 | 37 | 600 |
| 13. Calasparra | | | 18 | 170 | 40 |
| 14. Campos del Río | | | 8 | 99 | 45 |
| 15. Caravaca | | | | 34 | |
| 16. Cartagena | | | 32 | 5 | 400 |
| 17. Cehegín | | | 50 | 185 | 200 |
| 18. Ceutí | | | 5 | 257 | 220 |
| 19. Cieza | | | 150 | 3.595 | |
| 20. Fortuna | | | 28 | 109 | 42 |
| 21. Fuente Alamo | | | 10 | 16 | 700 |
| 22. Jumilla | | | 100 | 690 | 40 |
| 23. Librilla | | | 45 | 99 | 105 |
| 24. Lorca | | | 10 | 130 | 2.200 |
| 25. Lorquí | | | 10 | 363 | |
| 26. Mazarrón | | | | | 2.840 |
| 27. Molina de Segura | | | 200 | 560 | 590 |
| 28. Moratalla | | | 2 | 33 | 600 |
| 29. Mula | | 5 | 163 | 235 | 500 |
| 30. Murcia | | | 60 | 1.057 | 5.100 |
| 31. Ojós | | | 45 | 210 | 104 |
| 32. Pliego | | | 4 | 30 | 150 |
| 33. Puerto Lumbreras | | | 5 | 48 | 180 |
| 34. Ricote | | | | 2 | 100 |
| 35. San Javier | | | | | |
| 36. San Pedro del Pinatar | | | | 8 | |
| 37. Torre Pacheco | | | 15 | 25 | |
| 38. Torres de Cotillas | | | 100 | 430 | 219 |
| 39. Totana | | | 18 | | 60 |
| 40. Ulea | | | 60 | 311 | 1.600 |
| 41. La Unión | | | | | |
| 42. Villanueva | | | | 50 | |
| 43. Yecla | | | | 15 | |
| 44. Santomera | | | | 17 | |
| TOTALES | | 5 | 1.466 | 10.681 | 78.155 |




3

FRUTALES
CULTIVO MELOCOTONERO EN CULTIVO ASOCIADO – AÑO 1985 – LEÑOSOS

| TERMINOS MUNICIPALES | SECANO | | REGADIO | | Nº Total de árboles diseminados |
|---------------------------------|-------------|---------------|-------------|---------------|---------------------------------|
| | No producen | En producción | No producen | En producción | |
| 1. Abanilla | | | | | |
| 2. Abarán | | | | | |
| 3. Aguilas | | | | | |
| 4. Albudeite | | | | | |
| 5. Alcantarilla | | | | | |
| 6. Aledo | | | | | |
| 7. Alguazas | | | | | |
| 8. Alhama | | | 44 | 175 | |
| 9. Archena | | | | | |
| 10. Beniel | | | | | |
| 11. Blanca | | | | | |
| 12. Bullas | | | | | |
| 13. Calasparra | | | | | |
| 14. Campos del Río | | | | | |
| 15. Caravaca | | | | | |
| 16. Cartagena | | | | | |
| 17. Cehegín | | | | | |
| 18. Ceutí | | | | | |
| 19. Cieza | | | | | |
| 20. Fortuna | | | | | |
| 21. Fuente Alamo | | | | | |
| 22. Jumilla | | | | | |
| 23. Librilla | | | | | |
| 24. Lorca | | | | | |
| 25. Lorquí | | | | | |
| 26. Mazarrón | | | | | |
| 27. Molina de Segura | | | | | |
| 28. Moratalla | | | | | |
| 29. Mula | | | | | |
| 30. Murcia | | | | | |
| 31. Ojós | | | | | |
| 32. Pliego | | | | | |
| 33. Puerto Lumbreras | | | | | |
| 34. Ricote | | | | | |
| 35. San Javier | | | | | |
| 36. San Pedro del Pinatar | | | | | |
| 37. Torre Pacheco | | | | | |
| 38. Torres de Cotillas | | | | | |
| 39. Totana | | | | | |
| 40. Ulea | | | | | |
| 41. La Unión | | | | | |
| 42. Villanueva | | | | | |
| 43. Yecla | | | | | |
| 44. Santomera | | | | | |
| TOTALES | | | 44 | 175 | |


148



3

FRUTALES
CULTIVO CIRUELO – AÑO 1985 – LEÑOSOS

| TERMINOS MUNICIPALES | SECANO | | REGADIO | | Nº Total de árboles diseminados |
|---------------------------------|-------------|---------------|-------------|---------------|---------------------------------|
| | No producen | En producción | No producen | En producción | |
| 1. Abanilla | | | | 2 | |
| 2. Abarán | | | 70 | 250 | |
| 3. Aguilas | | | | | |
| 4. Albudeite | | | | | 45 |
| 5. Alcantarilla | | | | | 50 |
| 6. Aledo | | | | | |
| 7. Alguazas | | | | 60 | |
| 8. Alhama | | | | 35 | 340 |
| 9. Archena | | | 14 | 62 | 100 |
| 10. Beniel | | | 2 | 30 | 360 |
| 11. Blanca | | | 10 | 55 | 4.000 |
| 12. Bullas | | | | 9 | 300 |
| 13. Calasparra | | | 54 | 195 | 150 |
| 14. Campos del Río | | | | | 200 |
| 15. Caravaca | | | 2 | 91 | |
| 16. Cartagena | | | 3 | 1 | 200 |
| 17. Cehegín | | | 30 | 220 | 100 |
| 18. Ceutí | | | | 102 | 175 |
| 19. Cieza | | | 105 | 1.080 | |
| 20. Fortuna | | | 1 | 14 | |
| 21. Fuente Alamo | | | | | 200 |
| 22. Jumilla | | | | 65 | 10 |
| 23. Librilla | | | 2 | 7 | 82 |
| 24. Lorca | | | 2 | 36 | 90 |
| 25. Lorquí | | | | 137 | |
| 26. Mazarrón | | | | | 120 |
| 27. Molina de Segura | | | 1 | 119 | |
| 28. Moratalla | | | 3 | 125 | 400 |
| 29. Mula | | | 2 | 28 | 200 |
| 30. Murcia | | | 2 | 210 | 3.500 |
| 31. Ojós | | | | | 60 |
| 32. Pliego | | | | 3 | 200 |
| 33. Puerto Lumbreras | | | | 7 | 80 |
| 34. Ricote | | | | | 60 |
| 35. San Javier | | | | | |
| 36. San Pedro del Pinatar | | | | | |
| 37. Torre Pacheco | | | | | |
| 38. Torres de Cotillas | | | 5 | 15 | 210 |
| 39. Totana | | | | | 550 |
| 40. Ulea | | | 30 | 10 | 1.500 |
| 41. La Unión | | | | | |
| 42. Villanueva | | | | | 9.000 |
| 43. Yecla | | | 40 | | |
| 44. Santomera | | | | 1 | |
| TOTALES | | | 378 | 2.969 | 22.282 |

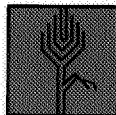


3

FRUTALES
CULTIVO HIGUERA – AÑO 1985 – LEÑOSOS

| TERMINOS MUNICIPALES | SECANO | | REGADIO | | Nº Total de árboles diseminados |
|---------------------------------|-------------|---------------|-------------|---------------|---------------------------------|
| | No producen | En producción | No producen | En producción | |
| 1. Abanilla | 3 | 60 | | | 1.050 |
| 2. Abarán | | | | | 290 |
| 3. Aguilas | | | | | 10.000 |
| 4. Albudeite | | | | | 195 |
| 5. Alcantarilla | | | | | 40 |
| 6. Aledo | | | | | |
| 7. Alguazas | | | | | |
| 8. Alhama | | | | | 400 |
| 9. Archena | | | | | 500 |
| 10. Beniel | | | | | |
| 11. Blanca | | | | | 100 |
| 12. Bullas | | | | | 20 |
| 13. Calasparra | | | | | 65 |
| 14. Campos del Río | | | | | 180 |
| 15. Caravaca | | | | | 151 |
| 16. Cartagena | | 290 | | | 400 |
| 17. Cehegín | | | | | 500 |
| 18. Ceutí | | | | | 90 |
| 19. Cieza | | | | | |
| 20. Fortuna | 5 | 24 | 4 | 4 | 186 |
| 21. Fuente Alamo | | | 2 | | 150 |
| 22. Jumilla | | 2 | | | 1.000 |
| 23. Librilla | | 1 | | | 33 |
| 24. Lorca | 8 | 90 | | | |
| 25. Lorquí | | | | | 100 |
| 26. Mazarrón | | | | | 340 |
| 27. Molina de Segura | | | | | |
| 28. Moratalla | | | | | 600 |
| 29. Mula | | | | | 2.100 |
| 30. Murcia | | 31 | | | 6.200 |
| 31. Ojós | | | | | 26 |
| 32. Pliego | | | | | 100 |
| 33. Puerto Lumbreras | | 1 | | | |
| 34. Ricote | | | | | 160 |
| 35. San Javier | | | | | |
| 36. San Pedro del Pinatar | | | | | |
| 37. Torre Pacheco | | | | | 140 |
| 38. Torres de Cotillas | | 14 | | | 300 |
| 39. Totana | | | | | 250 |
| 40. Ulea | | | | | 60 |
| 41. La Unión | | | | | |
| 42. Villanueva | | | | | 250 |
| 43. Yecla | | | | | |
| 44. Santomera | | | | 1 | |
| TOTALES | 16 | 513 | 6 | 5 | 25.976 |

150



3

FRUTALES
CULTIVO GRANADO – AÑO 1985 – LEÑOSOS

| TERMINOS MUNICIPALES | SECANO | | REGADIO | | Nº Total de árboles diseminados |
|---------------------------------|-------------|---------------|-------------|---------------|---------------------------------|
| | No producen | En producción | No producen | En producción | |
| 1. Abanilla | | | 1 | 1 | 200 |
| 2. Abarán | | | | | 310 |
| 3. Aguilas | | | | | 700 |
| 4. Albudeite | | | | | 400 |
| 5. Alcantarilla | | | | | 20 |
| 6. Aledo | | | | | |
| 7. Alguazas | | | | | |
| 8. Alhama | | | 20 | 3 | 200 |
| 9. Archena | | | | | 550 |
| 10. Beniel | | | | | |
| 11. Blanca | | | | | 200 |
| 12. Bullas | | | | | 20 |
| 13. Calasparra | | | | | 45 |
| 14. Campos del Río | | | | | 60 |
| 15. Caravaca | | | | | 320 |
| 16. Cartagena | | | 7 | | 100 |
| 17. Cehegín | | | | | 480 |
| 18. Ceutí | | | | | |
| 19. Cieza | | | | | |
| 20. Fortuna | | | | | 56 |
| 21. Fuente Alamo | | | | | 150 |
| 22. Jumilla | | | | | 60 |
| 23. Librilla | | | | | 45 |
| 24. Lorca | | | | | |
| 25. Lorquí | | | | | 100 |
| 26. Mazarrón | | | | | 130 |
| 27. Molina de Segura | | | | | 2.500 |
| 28. Moratalla | | | | | 100 |
| 29. Mula | | | | | 1.150 |
| 30. Murcia | | 1 | 1 | 5 | 3.500 |
| 31. Ojós | | | | | 36 |
| 32. Pliego | | | | | 100 |
| 33. Puerto Lumbreras | | | | | |
| 34. Ricote | | | | | 70 |
| 35. San Javier | | | | | |
| 36. San Pedro del Pinatar | | | | | |
| 37. Torre Pacheco | | | | 13 | |
| 38. Torres de Cotillas | | | | | 110 |
| 39. Totana | | | | | 2.000 |
| 40. Ulea | | | | | 94 |
| 41. La Unión | | | | | |
| 42. Villanueva | | | | | |
| 43. Yecla | | | | | |
| 44. Santomera | | | | | |
| TOTALES | | 1 | 29 | 22 | 13.806 |



3

FRUTALES
CULTIVO PALMERA DATILERA – AÑO 1985 – LEÑOSOS

| TERMINOS MUNICIPALES | SECANO | | REGADIO | | Nº Total de árboles diseminados |
|---------------------------------|-------------|---------------|-------------|---------------|---------------------------------|
| | No producen | En producción | No producen | En producción | |
| 1. Abanilla | | | | | 2.000 |
| 2. Abarán | | | | | 255 |
| 3. Aguilas | | | | | |
| 4. Albudeite | | | | | 40 |
| 5. Alcantarilla | | | | | 10 |
| 6. Aledo | | | | | |
| 7. Alguazas | | | | | |
| 8. Alhama | | 6 | | | 1.500 |
| 9. Archena | | | | | 450 |
| 10. Beniel | | | | | |
| 11. Blanca | | | | | |
| 12. Bullas | | | | | |
| 13. Calasparra | | | | | |
| 14. Campos del Río | | | | | 10 |
| 15. Caravaca | | | | | |
| 16. Cartagena | 2 | | | | 180 |
| 17. Cehégín | | | | | |
| 18. Ceutí | | | | | |
| 19. Cieza | | | | | |
| 20. Fortuna | | | | | 21 |
| 21. Fuente Alamo | | | | | |
| 22. Jumilla | | | | | 30 |
| 23. Librilla | | | | | 51 |
| 24. Lorca | | | | | |
| 25. Lorquí | | | | | |
| 26. Mazarrón | | 2 | | | 530 |
| 27. Molina de Segura | | | | | 140 |
| 28. Moratalla | | | | | 40 |
| 29. Mula | | | | | 300 |
| 30. Murcia | | | | | 1.170 |
| 31. Ojós | | | | | 65 |
| 32. Pliego | | | | | 7 |
| 33. Puerto Lumbreras | | | | | |
| 34. Ricote | | | | | 25 |
| 35. San Javier | | | | | |
| 36. San Pedro del Pinatar | | | | | |
| 37. Torre Pacheco | | | | | |
| 38. Torres de Cotillas | | | | | |
| 39. Totana | | | | | 50 |
| 40. Ulea | | | | | 114 |
| 41. La Unión | | | | | |
| 42. Villanueva | | | | | 200 |
| 43. Yecla | | | | | |
| 44. Santomera | | | | | |
| TOTALES | 2 | 8 | | | 7.188 |


152



3

FRUTALES
CULTIVO CHUMBERA – AÑO 1985 – LEÑOSOS


| TERMINOS MUNICIPALES | SECANO | | REGADIO | | Nº Total de árboles diseminados |
|---------------------------------|-------------|---------------|-------------|---------------|---------------------------------------|
| | No producen | En producción | No producen | En producción | |
| 1. Abanilla | | 1 | | | 50 |
| 2. Abarán | | | | | 320 |
| 3. Aguilas | | | | | |
| 4. Albudeite | | | | | 900 |
| 5. Alcantarilla | | | | | 60 |
| 6. Aledo | | | | | |
| 7. Alguazas | | | | | |
| 8. Alhama | | | | | 400 |
| 9. Archena | | | | | 200 |
| 10. Beniel | | | | | |
| 11. Blanca | | | | | |
| 12. Bullas | | | | | 5 |
| 13. Calasparra | | 5 | | | |
| 14. Campos del Río | | | | | 250 |
| 15. Caravaca | | | | | |
| 16. Cartagena | 2 | | | | 240 |
| 17. Cehegín | | | | | |
| 18. Ceutí | | | | | 210 |
| 19. Cieza | | | | | |
| 20. Fortuna | | 9 | | | |
| 21. Fuente Alamo | | | | | |
| 22. Jumilla | | | | | 200 |
| 23. Librilla | | | | | 360 |
| 24. Lorca | | 85 | | | |
| 25. Lorquí | | | | | 50 |
| 26. Mazarrón | | 4 | | | 210 |
| 27. Molina de Segura | | 5 | | | |
| 28. Moratalla | | | | | 500 |
| 29. Mula | | | | | 1.200 |
| 30. Murcia | | 21 | | | |
| 31. Ojós | | | | | 33 |
| 32. Pliego | | | | | 80 |
| 33. Puerto Lumbreras | | | | | |
| 34. Ricote | | | | | |
| 35. San Javier | | 1 | | | |
| 36. San Pedro del Pinatar | | | | | |
| 37. Torre Pacheco | | | | | |
| 38. Torres de Cotillas | | 4 | | | 130 |
| 39. Totana | | | | | 4.000 |
| 40. Ulea | | | | | 46 |
| 41. La Unión | | | | | |
| 42. Villanueva | | | | | 1.500 |
| 43. Yecla | | | | | |
| 44. Santomera | | | | | |
| TOTALES | 2 | 135 | | | 10.944 |



3

FRUTALES
CULTIVO ALMENDRO – AÑO 1985 – LEÑOSOS


| TERMINOS MUNICIPALES | SECANO | | REGADIO | | Nº Total de árboles diseminados |
|---------------------------------|--------------|---------------|--------------|---------------|---------------------------------------|
| | No producen | En producción | No producen | En producción | |
| 1. Abanilla | 100 | 3.000 | 150 | 520 | 4.500 |
| 2. Abarán | 10 | 115 | | 20 | 740 |
| 3. Aguilas | | 130 | | | 70.000 |
| 4. Albudeite | 50 | 120 | | | 320 |
| 5. Alcantarilla | | 2 | | | 110 |
| 6. Aledo | 20 | 1.888 | 15 | 80 | |
| 7. Alguazas | | 10 | | | |
| 8. Alhama | 75 | 1.225 | 110 | 690 | 10.000 |
| 9. Archena | 2 | 2 | | | 190 |
| 10. Beniel | | | | | |
| 11. Blanca | | 90 | 20 | 230 | |
| 12. Bullas | 103 | 906 | | | |
| 13. Calasparra | 80 | 490 | 3 | 14 | |
| 14. Campos del Río | 160 | 270 | | 100 | 260 |
| 15. Caravaca | 230 | 910 | | | |
| 16. Cartagena | 525 | 1.350 | | | 170.000 |
| 17. Cehegín | 50 | 878 | | | 200 |
| 18. Ceutí | | | | | |
| 19. Cieza | 11 | 120 | | 245 | |
| 20. Fortuna | 145 | 2.280 | 118 | 224 | 3.065 |
| 21. Fuente Alamo | 500 | 3.800 | | | 20.000 |
| 22. Jumilla | 700 | 3.000 | | | 500 |
| 23. Librilla | 10 | 294 | 69 | 407 | 525 |
| 24. Lorca | 730 | 5.935 | 520 | 848 | 12.910 |
| 25. Lorquí | | | | | 150 |
| 26. Mazarrón | 140 | 2.120 | 20 | 640 | 1.200 |
| 27. Molina de Segura | 10 | 1.000 | | | |
| 28. Moratalla | 320 | 2.586 | | | 2.000 |
| 29. Mula | 392 | 2.170 | 1 | 56 | 23.000 |
| 30. Murcia | 512 | 9.008 | 71 | 1.750 | 12.208 |
| 31. Ojós | | 101 | | | 260 |
| 32. Pliego | 26 | 357 | | 5 | 200 |
| 33. Puerto Lumbreras | 200 | 3.550 | 50 | 744 | 15.000 |
| 34. Ricote | 12 | 560 | | | 490 |
| 35. San Javier | | 40 | | 106 | |
| 36. San Pedro del Pinatar | | 2 | | 22 | 125 |
| 37. Torre Pacheco | 15 | 1.500 | | | 11.600 |
| 38. Torres de Cotillas | 17 | 200 | | | 350 |
| 39. Totana | 8 | 295 | 450 | 2.100 | 65.000 |
| 40. Ulea | | 112 | | | 1.900 |
| 41. La Unión | | | | | |
| 42. Villanueva | | | | | 500 |
| 43. Yecla | 700 | 2.000 | 10 | 260 | 16.000 |
| 44. Santomera | | 20 | | 30 | |
| TOTALES | 5.853 | 52.436 | 1.607 | 9.091 | 443.303 |



3

FRUTALES
CULTIVO NOGAL – AÑO 1985 – LEÑOSOS

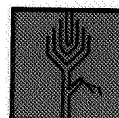
| TERMINOS MUNICIPALES | SECANO | | REGADÍO | | Nº Total de árboles diseminados |
|---------------------------------|-------------|---------------|-------------|---------------|---------------------------------|
| | No producen | En producción | No producen | En producción | |
| 1. Abanilla | | | | | |
| 2. Abarán | | | | | 87 |
| 3. Aguilas | | | | | |
| 4. Albudeite | | | | | |
| 5. Alcantarilla | | | | | 5 |
| 6. Aledo | | | | | |
| 7. Alguazas | | | | | |
| 8. Alhama | | | | | 10 |
| 9. Archena | | | | | 80 |
| 10. Beniel | | | | | |
| 11. Blanca | | | | | |
| 12. Bullas | | | | | |
| 13. Calasparra | | | | | |
| 14. Campos del Río | | | | | 10 |
| 15. Caravaca | | | | | |
| 16. Cartagena | | | | | |
| 17. Cehegín | | | | | |
| 18. Ceuti | | | | | 85 |
| 19. Cieza | | | | | |
| 20. Fortuna | | | | | 28 |
| 21. Fuente Alamo | | | | | |
| 22. Jumilla | 2 | | | | 60 |
| 23. Librilla | 1 | | | | 200 |
| 24. Lorca | | | | | |
| 25. Lorquí | | | | | |
| 26. Mazarrón | | | | | |
| 27. Molina de Segura | | | | | |
| 28. Moratalla | | 17 | | | 100 |
| 29. Mula | | | | | 100 |
| 30. Murcia | | | | | |
| 31. Ojós | | | | | |
| 32. Pliego | | | | | 35 |
| 33. Puerto Lumbreras | | | | | |
| 34. Ricote | | | | | 20 |
| 35. San Javier | | | | | |
| 36. San Pedro del Pinatar | | | | | |
| 37. Torre Pacheco | | | | | |
| 38. Torres de Cotillas | | | | | |
| 39. Totana | | | | | |
| 40. Ulea | | | | | |
| 41. La Unión | | | | | |
| 42. Villanueva | | | | | |
| 43. Yecla | | | | | |
| 44. Santomera | | | | | |
| TOTALES | 3 | 17 | | | 820 |



3

VIÑEDO
CULTIVO VIÑEDO DE UVA DE MESA – AÑO 1985 – LEÑOSOS


| TERMINOS MUNICIPALES | SECANO | | REGADIO | | Nº Total de árboles diseminados |
|---------------------------------|-------------|---------------|-------------|---------------|---------------------------------|
| | No producen | En producción | No producen | En producción | |
| X 1. Abanilla | | | 1 | 48 | 90 |
| 2. Abarán | | | 12 | 451 | |
| 3. Aguilas | | | | 44 | |
| 4. Albudeite | | | | | 105 |
| 5. Alcantarilla | | | | | |
| 6. Aledo | | | 15 | 150 | |
| 7. Alguazas | | | | 13 | |
| 8. Alhama | | | 80 | 881 | |
| 9. Archena | | | | | 200 |
| 10. Beniel | | 1 | | | 100 |
| 11. Blanca | | | 125 | 220 | |
| 12. Bullas | | | | | |
| 13. Calasparra | | | 1 | 13 | 170 |
| 14. Campos del Río | | | | | 60 |
| 15. Caravaca | | | | | |
| 16. Cartagena | | | | 25 | |
| 17. Cehegín | | | | 4 | |
| 18. Ceutí | | | | | 450 |
| 19. Cieza | | | | 220 | |
| X 20. Fortuna | | | 7 | 19 | 109 |
| 21. Fuente Alamo | | | 2 | 85 | 1.200 |
| X 22. Jumilla | | | 100 | 650 | |
| 23. Librilla | | | | 80 | 37 |
| 24. Lorca | | | 2 | 150 | 510 |
| 25. Lorquí | | | | | |
| 26. Mazarrón | | | 5 | 26 | 60 |
| 27. Molina de Segura | | | | 36 | 4.500 |
| 28. Moratalla | | | | | 150 |
| 29. Mula | | | | 45 | |
| 30. Murcia | | 8 | | 26 | 1.520 |
| 31. Ojós | | | | | |
| 32. Pliego | | | | 1 | 76 |
| 33. Puerto Lumbreras | | | | 40 | |
| 34. Ricote | | | | 1 | 50 |
| 35. San Javier | | | | 12 | |
| 36. San Pedro del Pinatar | | | | 6 | 28 |
| 37. Torre Pacheco | | | | | |
| 38. Torres de Cotillas | | | | 30 | |
| 39. Totana | | | 78 | 410 | 7.000 |
| 40. Ulea | | | | | 250 |
| 41. La Unión | | 1 | | | |
| 42. Villanueva | | | | | |
| X 43. Yecla | | | | | |
| 44. Santomera | | | | 20 | |
| TOTALES | | 10 | 428 | 3.706 | 16.665 |



3

VIÑEDO
CULTIVO VIÑEDO DE UVA DE MESA EN OCUPACION ASOCIADA - AÑO 1985 - LEÑOSOS

| TERMINOS MUNICIPALES | SECANO | | REGADIO | | Nº Total de árboles diseminados |
|---------------------------------|-------------|---------------|-------------|---------------|---------------------------------|
| | No producen | En producción | No producen | En producción | |
| 1. Abanilla | | | | | |
| 2. Abarán | | | | | |
| 3. Aguilas | | | | | |
| 4. Albudeite | | | | | |
| 5. Alcantarilla | | | | | |
| 6. Aledo | | | | | |
| 7. Alguazas | | | | | |
| 8. Alhama | | | | | |
| 9. Archena | | | | | |
| 10. Beniel | | | | | |
| 11. Blanca | | | | | |
| 12. Bullas | | | | | |
| 13. Calasparra | | | | | |
| 14. Campos del Río | | | | | |
| 15. Caravaca | | | | | |
| 16. Cartagena | | | | | |
| 17. Cehégín | | | | | |
| 18. Ceuti | | | | | |
| 19. Cieza | | | | | |
| 20. Fortuna | | | | | |
| 21. Fuente Alamo | | | | | |
| 22. Jumilla | | | | | |
| 23. Librilla | | | | | |
| 24. Lorca | | | | | |
| 25. Lorquí | | | | | |
| 26. Mazarrón | | | | | |
| 27. Molina de Segura | | | 2 | 11 | |
| 28. Moratalla | | | | | |
| 29. Mula | | | | | |
| 30. Murcia | | | | | |
| 31. Ojós | | | | | |
| 32. Pliego | | | | | |
| 33. Puerto Lumbreras | | | | | |
| 34. Ricote | | | | | |
| 35. San Javier | | | | | |
| 36. San Pedro del Pinatar | | | | | |
| 37. Torre Pacheco | | | | | |
| 38. Torres de Cotillas | | | | | |
| 39. Totana | | | | | |
| 40. Ulea | | | | | |
| 41. La Unión | | | | | |
| 42. Villanueva | | | | | |
| 43. Yecla | | | | | |
| 44. Santomera | | | | | |
| TOTALES | | | 2 | 11 | |




3

VIÑEDO
CULTIVO VIÑEDO DE UVA PARA VINO – AÑO 1985 – LEÑOSOS

| TERMINOS MUNICIPALES | SECANO | | REGADIO | | Nº Total de árboles diseminados |
|---------------------------------|-------------|---------------|-------------|---------------|---------------------------------|
| | No producen | En producción | No producen | En producción | |
| 1. Abanilla | 50 | 3.640 | | | 200 |
| 2. Abarán | 4 | 100 | 2 | 20 | |
| 3. Aguilas | | | | | |
| 4. Albudeite | | | | | |
| 5. Alcantarilla | | | | | |
| 6. Aledo | | 61 | | | |
| 7. Alguazas | | | | | |
| 8. Alhama | 10 | 10 | | | |
| 9. Archena | | | | | |
| 10. Beniel | | | | | |
| 11. Blanca | | | | | |
| 12. Bullas | 40 | 1.497 | | | |
| 13. Calasparra | 8 | 25 | | | |
| 14. Campos del Río | | | | | |
| 15. Caravaca | | | | | |
| 16. Cartagena | | 120 | | | |
| 17. Cehegín | | 326 | | | |
| 18. Ceutí | | | | | |
| 19. Cieza | 79 | 748 | | 36 | |
| 20. Fortuna | | 228 | | 12 | |
| 21. Fuente Alamo | 3 | 68 | | | |
| 22. Jumilla | 1.000 | (1) 28.063 | | 1.122 | |
| 23. Librilla | | | | | |
| 24. Lorca | 67 | 887 | | | |
| 25. Lorquí | | | | | |
| 26. Mazarrón | | | | | |
| 27. Molina de Segura | | 80 | | | |
| 28. Moratalla | 25 | 264 | 6 | 38 | |
| 29. Mula | 50 | 2.103 | | | |
| 30. Murcia | | | | | |
| 31. Ojós | | | | | |
| 32. Pliego | | 1 | | | |
| 33. Puerto Lumbreras | | | | | |
| 34. Ricote | | 410 | | | |
| 35. San Javier | | | | 34 | |
| 36. San Pedro del Pinatar | | | | | |
| 37. Torre Pacheco | | | | | |
| 38. Torres de Cotillas | | | | | |
| 39. Totana | | | | 7 | |
| 40. Ulea | | | | | |
| 41. La Unión | | | | | |
| 42. Villanueva | | | | | |
| 43. Yecla | 900 | (2) 26.400 | 120 | 1.560 | |
| 44. Santomera | | | | 3 | |
| TOTALES | 2.236 | 65.031 | 128 | 2.832 | 200 |

(1) De esta superficie, 8.000 Has. disponen de riego de socorro.

(2) De esta superficie, 12.000 Has. disponen de riego de socorro.




3

VIÑEDO

CULTIVO VIÑEDO DE UVA PARA VINO EN OCUPACION ASOCIADA – AÑO 1985 – LEÑOSOS


| TERMINOS MUNICIPALES | SECANO | | REGADIO | | Nº Total de árboles diseminados |
|---------------------------------|-------------|---------------|-------------|---------------|---------------------------------|
| | No producen | En producción | No producen | En producción | |
| 1. Abanilla | | | | | |
| 2. Abarán | 1 | 20 | | | |
| 3. Aguilas | | | | | |
| 4. Albudeite | | | | | |
| 5. Alcantarilla | | | | | |
| 6. Aledo | | | | | |
| 7. Alguazas | | | | | |
| 8. Alhama | | | | | |
| 9. Archena | | | | | |
| 10. Beniel | | | | | |
| 11. Blanca | | | | | |
| 12. Bullas | | 40 | | | |
| 13. Calasparra | | | | | |
| 14. Campos del Río | | | | | |
| 15. Caravaca | | 15 | | | |
| 16. Cartagena | | | | | |
| 17. Cehegín | | | | | |
| 18. Ceutí | | | | | |
| 19. Cieza | | | | | |
| 20. Fortuna | | | | | |
| 21. Fuente Alamo | | | | | |
| 22. Jumilla | | | | | |
| 23. Librilla | | | | | |
| 24. Lorca | | | | | |
| 25. Lorquí | | | | | |
| 26. Mazarrón | | | | | |
| 27. Molina de Segura | 2 | 23 | | | |
| 28. Moratalla | | | | | |
| 29. Mula | | | | | |
| 30. Murcia | | | | | |
| 31. Ojós | | | | | |
| 32. Pliego | | | | | |
| 33. Puerto Lumbreras | | | | | |
| 34. Ricote | | | | | |
| 35. San Javier | | | | | |
| 36. San Pedro del Pinatar | | | | | |
| 37. Torre Pacheco | | | | | |
| 38. Torres de Cotillas | | | | | |
| 39. Totana | | | | | |
| 40. Ulea | | | | | |
| 41. La Unión | | | | | |
| 42. Villanueva | | | | | |
| 43. Yecla | | | | | |
| 44. Santomera | | | | | |
| TOTALES | 3 | 98 | | | |



3

OLIVAR
CULTIVO OLIVAR ACEITUNA DE MESA – AÑO 1985 – LEÑOSOS

| TERMINOS MUNICIPALES | SECANO | | REGADIO | | Nº Total de árboles diseminados |
|---------------------------------|-------------|---------------|-------------|---------------|---------------------------------|
| | No producen | En producción | No producen | En producción | |
| 1. Abanilla | | | | 6 | 110 |
| 2. Abarán | | 10 | | 5 | |
| 3. Aguilas | | | | | |
| 4. Albudeite | | | | | |
| 5. Alcantarilla | | 1 | | | 45 |
| 6. Aledo | | 2 | | 3 | |
| 7. Alguazas | | 2 | | | |
| 8. Alhama | | | | | |
| 9. Archena | | | | | |
| 10. Beniel | | | | | |
| 11. Blanca | | 5 | | 20 | |
| 12. Bullas | | | | | |
| 13. Calasparra | | | | | |
| 14. Campos del Río | | | | | |
| 15. Caravaca | | | | | |
| 16. Cartagena | | | | | |
| 17. Cehegín | | 5 | 5 | 5 | |
| 18. Ceutí | | | | | |
| 19. Cieza | | | 20 | 200 | |
| 20. Fortuna | 1 | 9 | | 7 | 46 |
| 21. Fuente Alamo | | | | 2 | 80 |
| 22. Jumilla | | | | | |
| 23. Librilla | | 3 | | 1 | 45 |
| 24. Lorca | | | | | |
| 25. Lorquí | | | | | 40 |
| 26. Mazarrón | | | | | |
| 27. Molina de Segura | 2 | 19 | | | 1.500 |
| 28. Moratalla | | 16 | | 20 | 200 |
| 29. Mula | | | | | 500 |
| 30. Murcia | | 208 | | 5 | 1.510 |
| 31. Ojós | | | | | 22 |
| 32. Pliego | | | | | 100 |
| 33. Puerto Lumbreras | | | | | |
| 34. Ricote | | | | | 120 |
| 35. San Javier | | 2 | | | |
| 36. San Pedro del Pinatar | | | | | |
| 37. Torre Pacheco | | | | | |
| 38. Torres de Cotillas | | 4 | | | 255 |
| 39. Totana | | | | | 600 |
| 40. Ulea | | | | | 160 |
| 41. La Unión | | | | | |
| 42. Villanueva | | | | | 100 |
| 43. Yecla | | | | | |
| 44. Santomera | | 2 | | | |
| TOTALES | 3 | 288 | 25 | 274 | 5.433 |




3

OLIVAR
CULTIVO OLIVAR ACEITUNA ACEITE – AÑO 1985 – LEÑOSOS

| TERMINOS MUNICIPALES | SECANO | | REGADIO | | Nº Total de árboles diseminados |
|---------------------------------|-------------|---------------|-------------|---------------|---------------------------------|
| | No producen | En producción | No producen | En producción | |
| 1. Abanilla | | 170 | | 210 | 300 |
| 2. Abarán | 2 | 50 | | 5 | |
| 3. Aguilas | | | | | 4.000 |
| 4. Albudeite | | 12 | | | 140 |
| 5. Alcantarilla | | | | | 15 |
| 6. Aledo | | 8 | | 7 | |
| 7. Alguazas | | | | | |
| 8. Alhama | | 100 | | 50 | 800 |
| 9. Archena | | | | | |
| 10. Beniel | | 28 | | | 100 |
| 11. Blanca | | | | | |
| 12. Bullas | | 27 | | | |
| 13. Calasparra | 1 | 134 | | 240 | 420 |
| 14. Campos del Río | | 39 | | | |
| 15. Caravaca | 10 | 55 | | 15 | |
| 16. Cartagena | 30 | 145 | | 2 | 1.500 |
| 17. Cehegín | | 210 | | 100 | 300 |
| 18. Ceutí | | | | | |
| 19. Cieza | | 35 | | 10 | |
| 20. Fortuna | | 252 | | 12 | 160 |
| 21. Fuente Alamo | | 105 | | 10 | 800 |
| 22. Jumilla | | 750 | | 250 | 40 |
| 23. Librilla | | 12 | | | |
| 24. Lorca | | 1.280 | | 260 | 2.500 |
| 25. Lorquí | | | | | |
| 26. Mazarrón | | | | | 1.600 |
| 27. Molina de Segura | 5 | 560 | | | |
| 28. Moratalla | | 604 | | 661 | |
| 29. Mula | 2 | 306 | | 18 | 1.500 |
| 30. Murcia | | 911 | | 5 | |
| 31. Ojós | | 160 | | | |
| 32. Pliego | | 14 | | 4 | 145 |
| 33. Puerto Lumbreras | | 293 | | | 4.500 |
| 34. Ricote | 7 | 80 | | | 310 |
| 35. San Javier | | | | | |
| 36. San Pedro del Pinatar | | | | | |
| 37. Torre Pacheco | | 5 | | | 370 |
| 38. Torres de Cotillas | | 38 | | | |
| 39. Totana | | 3 | | 20 | 2.600 |
| 40. Ulea | | 40 | | | |
| 41. La Unión | | | | | |
| 42. Villanueva | | | | | 200 |
| 43. Yecla | | 800 | | 300 | |
| 44. Santomera | | 4 | | | |
| TOTALES | 57 | 7.230 | | 2.179 | 22.300 |

1.265




3

ALGARROBO
CULTIVO ALGARROBO – AÑO 1985 – LEÑOSOS

| TERMINOS MUNICIPALES | SECANO | | REGADIO | | Nº Total de árboles diseminados |
|---------------------------------|-------------|---------------|-------------|---------------|---------------------------------------|
| | No producen | En producción | No producen | En producción | |
| 1. Abanilla | | | | | |
| 2. Abarán | | | | | |
| 3. Aguilas | | | | | |
| 4. Albudeite | | | | | |
| 5. Alcantarilla | | | | | |
| 6. Aledo | | | | | |
| 7. Alguazas | | | | | |
| 8. Alhama | | 80 | | | 700 |
| 9. Archena | | 1 | | | 20 |
| 10. Beniel | | | | | |
| 11. Blanca | | | | | |
| 12. Bullas | | | | | |
| 13. Calasparra | | | | | |
| 14. Campos del Río | | | | | 250 |
| 15. Caravaca | | | | | |
| 16. Cartagena | | 520 | | | |
| 17. Cehegín | | | | | |
| 18. Ceutí | | | | | |
| 19. Cieza | | | | | |
| 20. Fortuna | | 2 | | | |
| 21. Fuente Alamo | | 600 | | | 5.000 |
| 22. Jumilla | | | | | 10 |
| 23. Librilla | | 4 | | | 27 |
| 24. Lorca | | 25 | | | |
| 25. Lorquí | | | | | |
| 26. Mazarrón | | | | | |
| 27. Molina de Segura | | 5 | | | |
| 28. Moratalla | | | | | |
| 29. Mula | | 15 | | | 200 |
| 30. Murcia | 5 | 609 | | | |
| 31. Ojós | | | | | |
| 32. Pliego | | | | | |
| 33. Puerto Lumbreras | | | | | |
| 34. Ricote | | | | | |
| 35. San Javier | | | | | |
| 36. San Pedro del Pinatar | | | | | |
| 37. Torre Pacheco | | 50 | | | 1.500 |
| 38. Torres de Cotillas | | | | | |
| 39. Totana | | | | | 80 |
| 40. Ulea | | | | | |
| 41. La Unión | | | | | |
| 42. Villanueva | | | | | |
| 43. Yecla | | | | | |
| 44. Santomera | | | | | |
| TOTALES | 5 | 1.911 | | | 7.787 |


162




3

VIVEROS CULTIVO VIVEROS – AÑO 1985 – LEÑOSOS


| TERMINOS MUNICIPALES | SECANO | | REGADIO | | Nº Total de árboles diseminados |
|---------------------------------|-------------|---------------|-------------|---------------|---------------------------------|
| | No producen | En producción | No producen | En producción | |
| 1. Abanilla | | | | | |
| 2. Abarán | | | | | |
| 3. Aguilas | | | | 5 | |
| 4. Albudeite | | | | | |
| 5. Alcantarilla | | | | | |
| 6. Aledo | | | | | |
| 7. Alguazas | | | | | |
| 8. Alhama | | | | | |
| 9. Archena | | | | 3 | |
| 10. Beniel | | | | | |
| 11. Blanca | | | | 2 | |
| 12. Bullas | | | | | |
| 13. Calasparra | | | | | |
| 14. Campos del Río | | | | | |
| 15. Caravaca | | | 25 | | |
| 16. Cartagena | | | 2 | 2 | |
| 17. Cehegín | | | | | |
| 18. Ceutí | | | | | |
| 19. Cieza | | | | | |
| 20. Fortuna | | | 6 | | |
| 21. Fuente Alamo | 2 | | | | |
| 22. Jumilla | | | | 1 | |
| 23. Librilla | | | 16 | 22 | |
| 24. Lorca | | | | | |
| 25. Lorquí | | | 35 | | |
| 26. Mazarrón | | | 1 | 3 | |
| 27. Molina de Segura | | | 2 | 8 | |
| 28. Moratalla | | | | | |
| 29. Mula | | | | | |
| 30. Murcia | | | 2 | 34 | |
| 31. Ojós | | | | | |
| 32. Pliego | | | | | |
| 33. Puerto Lumbreras | | 2 | | 2 | |
| 34. Ricote | | | | | |
| 35. San Javier | | | | | |
| 36. San Pedro del Pinatar | | | | | |
| 37. Torre Pacheco | | | 10 | | |
| 38. Torres de Cotillas | | | 4 | 5 | |
| 39. Totana | | | | | |
| 40. Ulea | | | | | |
| 41. La Unión | | | | | |
| 42. Villanueva | | | | | |
| 43. Yecla | | | | | |
| 44. Santomera | | | | 8 | |
| TOTALES | 2 | 2 | 103 | 95 | |



CENSO DE MAQUINARIA AGRICOLA EN USO



4





4

CENSO DE MAQUINARIA AGRICOLA EN USO (1º de Septiembre de 1985)
4.1. MOTORES


| TERMINOS MUNICIPALES | Motores para riego | | Otros motores de uso agrícola | |
|---------------------------------|--------------------|--------------|-------------------------------|------------|
| | De explosión | Eléctricos | De explosión | Eléctricos |
| 1. Abanilla | 19 | 21 | 9 | — |
| 2. Abarán | 10 | 50 | 139 | 49 |
| 3. Aguilas | 152 | 194 | — | — |
| 4. Albudeite | 27 | 2 | 2 | — |
| 5. Alcantarilla | 8 | 41 | — | — |
| 6. Aledo | 13 | 6 | — | — |
| 7. Alguazas | 22 | 15 | 50 | — |
| 8. Alhama | 45 | 41 | 4 | — |
| 9. Archena | 11 | 20 | — | — |
| 10. Beniel | 29 | — | — | 26 |
| 11. Blanca | 19 | 15 | — | — |
| 12. Bullas | 18 | 4 | — | 2 |
| 13. Calasparra | 89 | 13 | 17 | 7 |
| 14. Campos del Rio | 2 | 4 | — | — |
| 15. Caravaca | 118 | 17 | — | — |
| 16. Cartagena | 178 | 696 | — | 330 |
| 17. Cehegin | 80 | 11 | 21 | — |
| 18. Ceuti | 4 | 11 | 2 | — |
| 19. Cieza | 58 | 71 | — | — |
| 20. Fortuna | 3 | 2 | 6 | 5 |
| 21. Fuente Alamo | 10 | 250 | — | 90 |
| 22. Jumilla | 2 | 7 | — | — |
| 23. Librilla | 7 | 9 | — | — |
| 24. Lorca | 192 | 25 | — | — |
| 25. Lorquí | 1 | 9 | — | — |
| 26. Mazarrón | 380 | 120 | — | — |
| 27. Molina de Segura | — | 17 | — | — |
| 28. Moratalla | 38 | 6 | 4 | 18 |
| 29. Mula | 135 | 11 | — | — |
| 30. Murcia | 194 | 305 | 174 | 54 |
| 31. Ojós | 3 | 6 | — | — |
| 32. Pliego | 20 | 9 | 6 | 1 |
| 33. Puerto Lumbreras | 10 | 24 | 2 | — |
| 34. Ricote | 15 | 2 | 1 | — |
| 35. San Javier | 30 | 132 | — | 196 |
| 36. San Pedro del Pinatar | 10 | 9 | 14 | 7 |
| 37. Torre Pacheco | 315 | 153 | 8 | 3 |
| 38. Torres de Cotillas | 1 | 14 | — | — |
| 39. Totana | — | 59 | — | — |
| 40. Ulea | 7 | 9 | — | — |
| 41. La Unión | 10 | 9 | — | 4 |
| 42. Villanueva | — | 8 | 1 | — |
| 43. Yecla | 69 | 20 | 7 | 21 |
| 44. Santomera | 40 | 14 | 14 | — |
| TOTALES | 2.394 | 2.461 | 481 | 813 |



4

4.2. TRACTORES: DE CADENAS, RUEDAS Y MOTOCULTORES TRACTORES DE CADENAS U ORUGAS

| TERMINOS MUNICIPALES | Menos de 25 c.v. | De 25 a 59 c.v. | De 60 a 79 c.v. | Más de 80 c.v. |
|---------------------------------|------------------|-----------------|-----------------|----------------|
| 1. Abanilla | — | 3 | 1 | 6 |
| 2. Abarán | 4 | 19 | 1 | — |
| 3. Aguilas | 1 | 11 | 4 | 5 |
| 4. Albudeite | — | 1 | — | — |
| 5. Alcantarilla | — | — | — | — |
| 6. Aledo | — | — | — | — |
| 7. Alguazas | 7 | 5 | — | — |
| 8. Alhama | 5 | 4 | 2 | — |
| 9. Archena | — | 1 | — | — |
| 10. Beniel | — | 4 | 1 | — |
| 11. Blanca | — | 15 | — | — |
| 12. Bullas | — | 4 | — | — |
| 13. Calasparra | — | 3 | 2 | — |
| 14. Campos del Río | — | — | — | — |
| 15. Caravaca | — | 3 | 1 | 1 |
| 16. Cartagena | 4 | 11 | 10 | 3 |
| 17. Cehegín | 2 | 5 | 1 | 2 |
| 18. Ceuti | — | — | — | 3 |
| 19. Cieza | 11 | 57 | 13 | 10 |
| 20. Fortuna | — | 1 | 1 | 2 |
| 21. Fuente Alamo | 1 | 4 | 3 | 5 |
| 22. Jumilla | — | 20 | 1 | — |
| 23. Librilla | — | 1 | — | 1 |
| 24. Lorca | 4 | 73 | 24 | 12 |
| 25. Lorquí | — | — | — | — |
| 26. Mazarrón | 15 | 15 | 5 | — |
| 27. Molina de Segura | — | 1 | — | 1 |
| 28. Moratalla | — | 2 | 3 | 9 |
| 29. Mula | — | 4 | — | 2 |
| 30. Murcia | 15 | 35 | 24 | 16 |
| 31. Ojós | — | 5 | 4 | 1 |
| 32. Pliego | — | — | 3 | 2 |
| 33. Puerto Lumbreras | — | 3 | 6 | 6 |
| 34. Ricote | — | — | — | 1 |
| 35. San Javier | — | 3 | 1 | — |
| 36. San Pedro del Pinatar | — | 4 | 2 | — |
| 37. Torre Pacheco | — | 3 | 3 | 6 |
| 38. Torres de Cotillas | — | — | — | 6 |
| 39. Totana | — | 2 | 2 | — |
| 40. Ulea | — | — | — | — |
| 41. La Unión | — | — | — | — |
| 42. Villanueva | — | — | — | — |
| 43. Yecla | 6 | 17 | 5 | 4 |
| 44. Santomera | — | — | — | — |
| TOTALES | 75 | 339 | 123 | 104 |



TRACTORES DE RUEDAS Y MOTOCULTORES

| TERMINOS MUNICIPALES | DE RUEDAS | | | | Motocultores Motosegadoras Motofresadoras etc. |
|---------------------------------|---------------|--------------|--------------|----------------|---|
| | Menos 25 c.v. | 25 a 59 c.v. | 60 a 79 c.v. | Más de 80 c.v. | |
| 1. Abanilla | 70 | 221 | 107 | 13 | 199 |
| 2. Abarán | 9 | 50 | 2 | — | 349 |
| 3. Aguilas | 7 | 40 | 46 | 1 | 32 |
| 4. Albudeite | 6 | 3 | 6 | — | 52 |
| 5. Alcantarilla | 8 | 12 | 12 | — | 64 |
| 6. Aledo | 2 | 13 | 1 | — | 53 |
| 7. Alguazas | 5 | 12 | 3 | — | 220 |
| 8. Alhama | 30 | 213 | 54 | 11 | 720 |
| 9. Archena | 3 | 12 | 3 | 9 | 420 |
| 10. Beniel | 6 | 31 | 12 | 4 | 122 |
| 11. Blanca | 11 | 34 | 11 | 1 | 216 |
| 12. Bullas | 83 | 147 | 41 | 3 | 382 |
| 13. Calasparra | 15 | 93 | 16 | 10 | 219 |
| 14. Campos del Río | 4 | 15 | 15 | — | 142 |
| 15. Caravaca | 23 | 221 | 178 | 43 | 276 |
| 16. Cartagena | 65 | 624 | 218 | 24 | 579 |
| 17. Cehégín | 12 | 124 | 30 | 6 | 648 |
| 18. Ceutí | 5 | 4 | 3 | — | 540 |
| 19. Cieza | 33 | 145 | 22 | 21 | 856 |
| 20. Fortuna | 59 | 152 | 35 | 5 | 141 |
| 21. Fuente Alamo | 6 | 135 | 135 | 30 | 100 |
| 22. Jumilla | 18 | 865 | 124 | 20 | 299 |
| 23. Librilla | 6 | 63 | 20 | 4 | 394 |
| 24. Lorca | 122 | 631 | 623 | 20 | 1.092 |
| 25. Lorquí | 18 | 12 | 2 | — | 154 |
| 26. Mazarrón | 10 | 177 | 120 | 6 | 195 |
| 27. Molina de Segura | 28 | 68 | 30 | 2 | 428 |
| 28. Moratalla | 10 | 257 | 75 | 13 | 392 |
| 29. Mula | 4 | 405 | 104 | 110 | 707 |
| 30. Murcia | 152 | 493 | 391 | 78 | 1.158 |
| 31. Ojós | 1 | — | 9 | — | 25 |
| 32. Pliego | 5 | 32 | 20 | 2 | 301 |
| 33. Puerto Lumbreras | 11 | 94 | 73 | 23 | 105 |
| 34. Ricote | 2 | 36 | 4 | — | 87 |
| 35. San Javier | 58 | 97 | 62 | 16 | 200 |
| 36. San Pedro del Pinatar | 22 | 29 | 13 | 2 | 82 |
| 37. Torre Pacheco | 20 | 326 | 250 | 75 | 202 |
| 38. Torres de Cotillas | 5 | 25 | 20 | 20 | 190 |
| 39. Totana | 29 | 105 | 81 | 3 | 765 |
| 40. Ulea | 2 | 4 | 5 | — | 22 |
| 41. Unión (La) | 5 | 4 | 4 | 3 | 7 |
| 42. Villanueva | — | 1 | 1 | — | 45 |
| 43. Yecla | 40 | 730 | 280 | 89 | 322 |
| 44. Santomera | — | 23 | 10 | 1 | 102 |
| TOTALES | 1.030 | 6.778 | 3.271 | 668 | 13.611 |




4

4.3. EQUIPO DE LABOREO PARA TRACTOR

| TERMINOS MUNICIPALES | Subsoladores | Arados de vertedera o de discos | Fresadoras | Gradas | Cultivadores |
|------------------------------------|--------------|---------------------------------|------------|--------|--------------|
| 1. Abanilla | 18 | 105 | 90 | 178 | 188 |
| 2. Abarán | 10 | 40 | 24 | 20 | 45 |
| 3. Aguilas | 45 | 57 | 16 | 61 | 61 |
| 4. Albudeite | — | 7 | 1 | 10 | — |
| 5. Alcantarilla | — | 21 | 13 | 24 | 2 |
| 6. Aledo | 2 | 9 | — | 7 | 7 |
| 7. Alguazas | 2 | 18 | 10 | 12 | 16 |
| 8. Alhama | 19 | 206 | 110 | 254 | 108 |
| 9. Archena | 4 | 12 | 6 | 17 | 6 |
| 10. Beniel | 5 | 24 | 15 | 25 | 44 |
| 11. Blanca | 8 | 27 | 16 | 20 | 14 |
| 12. Bullas | 32 | 98 | 350 | 250 | 101 |
| 13. Calasparra | 38 | 71 | 37 | 79 | 73 |
| 14. Campos del Río | 6 | 17 | 8 | 19 | 7 |
| 15. Caravaca | 80 | 239 | 43 | 293 | 118 |
| 16. Cartagena | 35 | 510 | 212 | 364 | 320 |
| 17. Cehegín | 21 | 106 | 30 | 68 | 100 |
| 18. Ceutí | 4 | 5 | 7 | 5 | 9 |
| 19. Cieza | 44 | 182 | 98 | 145 | 144 |
| 20. Fortuna | 2 | 128 | 60 | 143 | 108 |
| 21. Fuente Alamo | 70 | 155 | 60 | 170 | 170 |
| 22. Jumilla | 24 | 524 | 136 | 88 | 565 |
| 23. Librilla | 15 | 56 | 27 | 63 | 8 |
| 24. Lorca | 409 | 965 | 550 | 598 | 656 |
| 25. Lorquí | 8 | 20 | 19 | 32 | 14 |
| 26. Mazarrón | 26 | 190 | 40 | 120 | 80 |
| 27. Molina de Segura | 51 | 59 | 83 | 37 | 12 |
| 28. Moratalla | 115 | 278 | 217 | 153 | 169 |
| 29. Mula | 60 | 320 | 360 | 305 | 275 |
| 30. Murcia | 132 | 492 | 184 | 630 | 461 |
| 31. Ojós | 3 | 10 | — | 10 | — |
| 32. Pliego | 5 | 27 | 6 | 40 | 10 |
| 33. Puerto Lumbreras | 33 | 74 | 75 | 42 | 117 |
| 34. Ricote | 2 | 22 | 12 | 20 | 4 |
| 35. San Javier | 48 | 140 | 88 | 103 | 93 |
| 36. San Pedro del Pinatar | 13 | 32 | 21 | 28 | 18 |
| 37. Torre Pacheco | 297 | 450 | 205 | 160 | 470 |
| 38. Torres de Cotillas (Las) | — | 37 | 24 | 41 | 9 |
| 39. Totana | 14 | 108 | 50 | 98 | 75 |
| 40. Ulea | 3 | 11 | — | 11 | — |
| 41. La Unión | — | 6 | 2 | 10 | 6 |
| 42. Villanueva | — | — | — | — | — |
| 43. Yecla | 120 | 650 | 117 | 505 | 685 |
| 44. Santomera | — | 25 | 4 | 32 | 30 |
| TOTALES | 1.823 | 6.533 | 3.426 | 5.290 | 5.398 |

170




4

4.4. EQUIPO DE SIEMBRA, ABONADO Y PROTECCION (Para tractor o autopulsado)

| TERMINOS MUNICIPALES | Sembradoras de cereales y pratenses | Sembradoras de maíz, algodón, remolacha, etc. | Remolques distribuidores de estiércol | Abonadoras | Pulverizadores y espolvoreadores (excluidos los de mochila sin motor) |
|------------------------------|-------------------------------------|---|---------------------------------------|------------|---|
| 1. Abanilla | — | — | — | — | 96 |
| 2. Abarán | 1 | — | — | 5 | 185 |
| 3. Aguilas | — | — | — | — | 78 |
| 4. Albudeite | 10 | — | — | — | 4 |
| 5. Alcantarilla | — | — | 2 | — | 5 |
| 6. Aledo | — | — | — | — | 12 |
| 7. Alguazas | — | — | — | — | 24 |
| 8. Alhama | 2 | — | — | 3 | 90 |
| 9. Archena | — | — | — | — | 70 |
| 10. Beniel | — | — | — | — | 37 |
| 11. Blanca | — | — | — | 51 | 25 |
| 12. Bullas | 14 | — | — | 21 | 60 |
| 13. Calasparra | 22 | 6 | 15 | 8 | 54 |
| 14. Campos del Río | 6 | — | 2 | 2 | 12 |
| 15. Caravaca | 108 | 8 | 5 | 179 | 33 |
| 16. Cartagena | 90 | 30 | 80 | 41 | 110 |
| 17. Cehegín | — | — | — | — | — |
| 18. Ceutí | — | — | — | — | 280 |
| 19. Cieza | 98 | — | 12 | 16 | 109 |
| 20. Fortuna | — | — | 3 | — | 78 |
| 21. Fuente Alamo | 70 | — | 20 | 45 | 85 |
| 22. Jumilla | 185 | — | 20 | 190 | 351 |
| 23. Librilla | 2 | — | 15 | 8 | 60 |
| 24. Lorca | 211 | — | 49 | 243 | 230 |
| 25. Lorquí | — | — | — | — | 10 |
| 26. Mazarrón | 30 | — | 10 | 20 | 200 |
| 27. Molina de Segura | — | — | 8 | — | 237 |
| 28. Moratalla | 50 | — | 14 | 56 | 45 |
| 29. Mula | 362 | — | 15 | 55 | 80 |
| 30. Murcia | 85 | 11 | 64 | 57 | 229 |
| 31. Ojós | — | — | — | — | — |
| 32. Pliego | 3 | — | — | 2 | 65 |
| 33. Puerto Lumbreras | 20 | — | — | 6 | 100 |
| 34. Ricote | 2 | — | — | 2 | 15 |
| 35. San Javier | 20 | — | 30 | 30 | 58 |
| 36. S. P. del Pinatar | 10 | 5 | 6 | — | 25 |
| 37. Torre Pacheco | 355 | 5 | 50 | 210 | 185 |
| 38. Torres de Cotillas | — | — | 5 | — | 70 |
| 39. Totana | 14 | — | 17 | 6 | 17 |
| 40. Ulea | — | — | — | — | — |
| 41. Unión (La) | — | — | 4 | 1 | — |
| 42. Villanueva | — | — | — | — | — |
| 43. Yecla | 26 | 4 | 30 | 40 | 39 |
| 44. Santomera | — | 16 | 15 | — | 15 |
| TOTALES | 1.796 | 85 | 491 | 1.297 | 3.478 |

4.5. EQUIPO DE RECOLECCION (Para tractor o autopropulsado)

| TERMINOS MUNICIPALES | Segadoras de forraje | Recogedoras-Empacadoras | Cosechadoras de forraje | Segadoras agavilladoras y atadoras | Cosechadoras de cereales | Cosechadoras de algodón |
|------------------------------------|----------------------|-------------------------|-------------------------|------------------------------------|--------------------------|-------------------------|
| 1. Abanilla | — | — | — | — | — | — |
| 2. Abarán | 1 | — | — | 3 | — | — |
| 3. Aguilas | — | — | — | — | — | — |
| 4. Albudeite | — | — | — | — | — | — |
| 5. Alcantarilla | — | — | — | — | — | — |
| 6. Aledo | — | — | — | — | — | — |
| 7. Alguazas | — | — | — | — | — | — |
| 8. Alhama | 4 | 5 | — | 2 | — | — |
| 9. Archena | — | — | — | — | — | — |
| 10. Beniel | — | — | — | — | — | — |
| 11. Blanca | — | — | — | — | — | — |
| 12. Bullas | 4 | 2 | — | — | 1 | — |
| 13. Calasparra | 4 | 2 | — | 22 | 21 | — |
| 14. Campos del Rio | — | — | — | — | — | — |
| 15. Caravaca | 28 | 45 | 4 | — | 139 | — |
| 16. Cartagena | 60 | 30 | 37 | 26 | 32 | 8 |
| 17. Cehegín | — | — | — | — | 8 | — |
| 18. Ceutí | 4 | — | — | — | — | — |
| 19. Cieza | 6 | 10 | — | — | 11 | — |
| 20. Fortuna | — | — | — | — | — | — |
| 21. Fuente Alamo | 20 | 6 | — | — | 6 | — |
| 22. Jumilla | 6 | 7 | 1 | — | 8 | — |
| 23. Librilla | 6 | — | — | 7 | — | — |
| 24. Lorca | 44 | 100 | 38 | — | 50 | — |
| 25. Lorquí | — | — | — | — | — | — |
| 26. Mazarrón | — | — | 6 | — | 3 | — |
| 27. Molina de Segura | — | — | — | 3 | 8 | — |
| 28. Moratalla | 3 | 1 | — | 3 | 34 | — |
| 29. Mula | — | 20 | — | — | 19 | — |
| 30. Murcia | 33 | 24 | 2 | — | 20 | 1 |
| 31. Ojós | — | — | — | — | — | — |
| 32. Pliego | — | — | — | — | — | — |
| 33. Puerto Lumbreras | 35 | 8 | 6 | — | 2 | — |
| 34. Ricote | — | — | — | — | 1 | — |
| 35. San Javier | 18 | 10 | — | 19 | 5 | — |
| 36. S. P. del Pinatar | 3 | 2 | — | 2 | — | — |
| 37. Torre Pacheco | 30 | 37 | 2 | — | 22 | 1 |
| 38. Torres de Cotillas (Las) | — | — | — | — | — | — |
| 39. Totana | 21 | 18 | — | — | 16 | — |
| 40. Ulea | — | — | — | — | — | — |
| 41. Unión (La) | 1 | — | — | 1 | — | — |
| 42. Villanueva | — | — | — | — | — | — |
| 43. Yecla | 12 | 9 | 6 | 17 | 42 | — |
| 44. Santomera | 5 | 1 | — | — | — | — |
| TOTALES | 348 | 337 | 102 | 105 | 448 | 10 |



4


(Continuación)

EQUIPO DE RECOLECCION (Para tractor o autopropulsado)

| TERMINOS MUNICIPALES | Recogedoras de mazorcas | Arrancadoras de remolacha para tractor | Cosechadoras de remolacha | Arrancadoras de patata para tractor | Cosechadoras de patata (ensacadora) |
|------------------------------|-------------------------|--|---------------------------|-------------------------------------|-------------------------------------|
| 1. Abanilla | — | — | — | — | — |
| 2. Abarán | — | — | — | — | — |
| 3. Aguilas | — | — | — | — | — |
| 4. Albudeite | — | — | — | — | — |
| 5. Alcantarilla | — | — | — | — | — |
| 6. Aledo | — | — | — | — | — |
| 7. Alguazas | — | — | — | — | — |
| 8. Alhama | — | — | 1 | — | — |
| 9. Archena | — | — | — | — | — |
| 10. Beniel | — | — | — | — | — |
| 11. Blanca | — | — | — | — | — |
| 12. Bullas | — | — | — | — | — |
| 13. Calasparra | 2 | 4 | 4 | 3 | 2 |
| 14. Campos del Río | — | — | — | — | — |
| 15. Caravaca | — | — | — | — | — |
| 16. Cartagena | — | 6 | 8 | — | — |
| 17. Cehegín | — | — | — | — | — |
| 18. Ceutí | — | — | — | — | — |
| 19. Cieza | — | — | — | — | — |
| 20. Fortuna | — | — | — | 4 | — |
| 21. Fuente Alamo | — | — | — | — | — |
| 22. Jumilla | — | — | — | — | — |
| 23. Librilla | — | — | — | — | — |
| 24. Lorca | — | — | — | 27 | — |
| 25. Lorquí | — | — | — | — | — |
| 26. Mazarrón | — | — | — | — | — |
| 27. Molina de Segura | — | — | — | 21 | 3 |
| 28. Moratalla | — | — | — | — | — |
| 29. Mula | — | — | — | — | — |
| 30. Murcia | — | — | — | 110 | — |
| 31. Ojós | — | — | — | — | — |
| 32. Pliego | — | — | — | — | — |
| 33. Puerto Lumbreras | — | — | — | — | — |
| 34. Ricote | — | — | — | — | — |
| 35. San Javier | — | — | — | — | — |
| 36. S. P. del Pinatar | — | — | — | 2 | — |
| 37. Torre Pacheco | — | — | — | 5 | — |
| 38. Torres de Cotillas | — | — | — | 3 | — |
| 39. Totana | — | — | — | — | — |
| 40. Ulea | — | — | — | — | — |
| 41. La Unión | — | — | — | — | — |
| 42. Villanueva | — | — | — | — | — |
| 43. Yecla | — | — | — | — | — |
| 44. Santomera | — | — | — | 40 | — |
| TOTALES | 2 | 10 | 13 | 215 | 5 |

4.6. EQUIPO AUXILIAR


| TERMINOS MUNICIPALES | Cargadores mecánicos de tractor | Carros agrícolas | Remolques de tractor | Elevadores mecánicos de grano | Ensiladoras mecánicas |
|------------------------------|---------------------------------|------------------|----------------------|-------------------------------|-----------------------|
| 1. Abanilla | — | 37 | 212 | — | — |
| 2. Abarán | — | 7 | 35 | — | — |
| 3. Aguilas | — | 4 | 57 | — | — |
| 4. Albudeite | — | — | 6 | — | — |
| 5. Alcantarilla | — | 10 | 18 | — | — |
| 6. Aledo | — | — | 10 | — | — |
| 7. Alguazas | — | 40 | 55 | — | — |
| 8. Alhama | — | 10 | 160 | — | — |
| 9. Archena | — | 18 | 14 | — | — |
| 10. Beniel | — | 8 | 21 | 3 | — |
| 11. Blanca | 1 | 3 | 45 | — | — |
| 12. Bullas | — | 3 | 300 | 1 | — |
| 13. Calasparra | 12 | 11 | 88 | 10 | 1 |
| 14. Campos del Río | — | 2 | 13 | — | — |
| 15. Caravaca | — | 17 | 247 | 20 | — |
| 16. Cartagena | — | 32 | 520 | 35 | — |
| 17. Cehegín | — | 18 | 111 | 5 | — |
| 18. Ceutí | — | 8 | 4 | — | — |
| 19. Cieza | — | 5 | 139 | — | — |
| 20. Fortuna | — | 28 | 138 | — | — |
| 21. Fuente Alamo | 8 | — | 170 | 80 | — |
| 22. Jumilla | 18 | — | 575 | 5 | — |
| 23. Librilla | — | 4 | 95 | — | — |
| 24. Lorca | 30 | 38 | 810 | 240 | — |
| 25. Lorquí | — | — | 15 | — | — |
| 26. Mazarrón | — | 12 | 120 | — | 10 |
| 27. Molina de Segura | — | 19 | 125 | 1 | — |
| 28. Moratalla | 6 | 23 | 250 | 12 | — |
| 29. Mula | 5 | — | 298 | 25 | — |
| 30. Murcia | 12 | 81 | 535 | 21 | — |
| 31. Ojós | — | — | 7 | — | — |
| 32. Pliego | — | — | 32 | — | — |
| 33. Puerto Lumbreras | — | 40 | 150 | — | — |
| 34. Ricote | — | 35 | 25 | — | — |
| 35. San Javier | 23 | 30 | 150 | — | — |
| 36. S. P. del Pinatar | 5 | 5 | 31 | — | 23 |
| 37. Torre Pacheco | 78 | — | 390 | 90 | 7 |
| 38. Torres de Cotillas | — | 10 | 38 | — | — |
| 39. Totana | — | 12 | 189 | 3 | — |
| 40. Ulea | — | — | 4 | — | — |
| 41. Unión (La) | — | 3 | 5 | — | — |
| 42. Villanueva | — | — | 1 | — | — |
| 43. Yecla | — | — | 980 | — | — |
| 44. Santomera | — | 5 | 20 | — | 1 |
| TOTALES | 198 | 578 | 7.208 | 551 | 42 |




(Continuación)

EQUIPO AUXILIAR


| TERMINOS MUNICIPALES | Trilladoras | Molinos de pienso | Ordeñadoras mecánicas | Esquilladoras mecánicas | Motosierras | Cisternas portapurrines |
|------------------------------|-------------|-------------------|-----------------------|-------------------------|-------------|-------------------------|
| 1. Abanilla | — | 3 | 1 | — | 17 | — |
| 2. Abarán | 1 | 1 | — | — | 30 | — |
| 3. Aguilas | — | — | 3 | — | — | — |
| 4. Albudeite | — | 1 | 1 | — | 1 | — |
| 5. Alcantarilla | — | 3 | 4 | — | — | — |
| 6. Aledo | — | — | — | — | 4 | — |
| 7. Alguazas | — | — | — | — | — | — |
| 8. Alhama | — | 3 | 1 | — | 12 | 3 |
| 9. Archena | — | 2 | — | — | 18 | — |
| 10. Beniel | 4 | 4 | — | — | — | — |
| 11. Blanca | — | — | — | — | — | — |
| 12. Bullas | — | 7 | 6 | — | 60 | — |
| 13. Calasparra | 4 | 12 | — | 4 | 7 | — |
| 14. Campos del Río | — | — | 3 | — | 2 | — |
| 15. Caravaca | — | 21 | 5 | 9 | 8 | — |
| 16. Cartagena | 22 | 65 | 62 | — | — | — |
| 17. Cehegín | 3 | 12 | 4 | — | 25 | — |
| 18. Ceutí | — | 8 | — | — | 30 | — |
| 19. Cieza | 3 | 2 | — | — | — | — |
| 20. Fortuna | — | — | 3 | — | 21 | — |
| 21. Fuente Alamo | — | 150 | — | — | 12 | — |
| 22. Jumilla | — | 5 | 5 | — | 15 | — |
| 23. Librilla | — | 2 | — | — | 10 | 1 |
| 24. Lorca | 4 | 214 | 14 | — | 101 | — |
| 25. Lorquí | — | 2 | — | — | — | — |
| 26. Mazarrón | 3 | 10 | — | — | — | — |
| 27. Molina de Segura | 1 | 34 | 69 | 20 | 14 | — |
| 28. Moratalla | 1 | 12 | — | 32 | 108 | — |
| 29. Mula | — | 12 | — | — | 14 | — |
| 30. Murcia | 6 | 189 | 148 | 9 | 110 | 10 |
| 31. Ojós | — | — | — | — | — | — |
| 32. Pliego | — | 1 | — | — | 6 | — |
| 33. Puerto Lumbreras | 1 | 23 | 6 | — | — | 8 |
| 34. Ricote | — | — | — | — | 19 | — |
| 35. San Javier | 1 | 2 | 6 | — | 6 | — |
| 36. S. P. del Pinatar | — | 6 | 12 | — | 3 | — |
| 37. Torre Pacheco | — | 105 | 70 | 25 | 25 | — |
| 38. Torres de Cotillas | — | 10 | 1 | — | — | — |
| 39. Totana | 7 | 32 | 3 | — | 25 | 3 |
| 40. Ulea | — | — | — | — | — | — |
| 41. La Unión | 1 | — | — | — | — | — |
| 42. Villanueva | — | 1 | — | — | 1 | — |
| 43. Yecla | — | 2 | 3 | — | 16 | — |
| 44. Santomera | 1 | 12 | 14 | — | 10 | 2 |
| TOTALES | 63 | 968 | 444 | 99 | 730 | 27 |



MACROMAGNITUDES DEL SECTOR AGRARIO



5





5. MACROMAGNITUDES DEL SECTOR AGRARIO MURCIA – 1984

RENTA AGRARIA REGIONAL

Al objeto de aclarar los términos usados en el cálculo de la Renta Agraria, vamos a definir brevemente los conceptos utilizados:

Producción total agraria.— Se define como el total de bienes y servicios producidos por el sector agrario de la provincia en el período de un año, cualquiera que sea su destino. Comprende las producciones habidas en los tres subsectores: agrícola, ganadero y forestal, incluyendo las "Variaciones de la cabaña ganadera" y las "Mejoras por cuenta propia".

Producción final agraria.— Suma aritmética de los bienes y servicios que el sector agrario ha vendido a otros sectores económicos, los que han sido consumidos en los hogares de los productores del sector y el aumento (o disminución) de stocks de productos terminados y en curso de elaboración.

Es la diferencia entre la Producción total (incluyendo la variación de stocks) y la parte que de dicha producción se emplea de nuevo en el sector (Reempleo).

Valor añadido bruto a precios de mercado.— Representa el resultado económico final de la actividad productiva agraria y se obtiene detrayendo de la Producción final agraria los Gastos de fuera del Sector (semillas selectas, fertilizantes, combustibles, etc.) o elementos intermedios incorporados al proceso productivo.


Valor añadido bruto al coste de los factores.— Se obtiene detrayendo del V.A.B. a precios de mercado antes definido, el importe de los impuestos indirectos netos de subvenciones.

Los impuestos indirectos más importantes de la actividad agraria son los que gravan las transmisiones patrimoniales inter-vivos, aumento de valor de las fincas rústicas, actos jurídicos documentados y tráfico de empresa. Siguiendo las normas de los Organismos Internacionales competentes, sólo se tienen en cuenta aquellas subvenciones que se conceden al empleo de medios de producción corrientes (subvenciones de explotación).

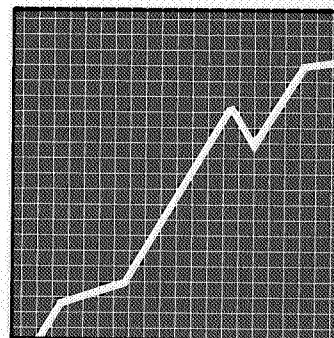
RENTA AGRARIA o Valor añadido neto al coste de los factores.— Se obtiene detrayendo del "Valor anterior" el importe de las "Amortizaciones" (consumo de capital fijo por el proceso productivo en el año) y cuantifica, en síntesis, *el montante de las remuneraciones percibidas por los "Factores originarios" de la producción aplicados a la actividad agraria en el año de referencia, factores que, en un sentido amplio, pueden individualizarse en: Tierra, Capital, Trabajo, Gestión Empresarial y Estado.*


MACROMAGNITUDES


| | <u>(Mill. Ptas.)</u> |
|---|----------------------|
| 1. PRODUCCION TOTAL AGRARIA | 105.176'3 |
| 2. REEMPLERO EN EL SECTOR AGRARIO | 7.780 |
| 3 = (1-2) PRODUCCION FINAL AGRARIA | 97.396'3 |
| — Aportación Subsector Agrícola | 58.807'1 |
| — Aportación Subsector Ganadero | 34.045'3 |
| — Aportación Subsector Forestal | 569'5 |
| — Otras producciones | 3.974'4 |
| 4. GASTOS (De fuera del Sector) | 40.858'9 |
| 5 = (3-4) V.A.B. a precios de mercado | 56.537'4 |
| 6. SUBVENCIONES de Explotación | 770 |
| 7 = (5+6) V.A.B. al coste de los factores | 57.307'4 |
| 8. AMORTIZACIONES | 4.821 |
| 9 = (7-8) V.A.N. al coste de los factores o RENTA AGRARIA | 52.486'4 |



ESTADISTICAS DIVERSAS







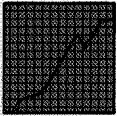
6.1. AGRUPACIONES DE PRODUCTORES AGRARIOS
 (Por grupos de sectores, Fórmula Jurídica y N° de socios)
 1 / Enero / 1986

| Grupos de Sectores | COOPERATIVAS | | S.A.T. | | A.P.A. (Cooperativas + SAT) | |
|------------------------------|--------------|------------|----------|------------|--------------------------------|------------|
| | N° | N° Socios | N° | N° Socios | N° | N° Socios |
| Hortofrutícolas | 3 | 528 | 2 | 145 | 5 | 673 |
| Aceitunas | | | | | | |
| Flores | | | | | | |
| Productos del ganado bovino | | | | | | |
| Productos del ganado ovino | | | | | | |
| Productos del ganado caprino | | | | | | |
| Productos forestales | | | | | | |
| Cereales | | | | | | |
| Algodón | | | | | | |
| Lupulo | | | | | | |
| TOTAL | 3 | 528 | 2 | 145 | 5 | 673 |

NOTA: No se incluyen las cooperativas y SAT que no han obtenido la calificación de APA al 1/1/86.

Distribución por productos, Superficies, Producción.

| Productos afectados (Reg. CEE 1035/72) | Superficie Ha. | Producción Comercializada Tm. |
|---|-------------------|----------------------------------|
| Limonos | 106'2 | 1.998 |
| Naranjas dulces | 95'2 | 892 |
| Mandarinas | — | — |
| Uva de mesa | — | — |
| Manzanas | 410 | 4.025 |
| Peras | 11 | 53 |
| Melocotones | — | — |
| Albaricoques | — | — |
| Coliflores | — | — |
| Tomates | 284 | 7.854 |
| Berenjenas | 5 | 500 |
| Otras frutas y hortalizas | 1.647'5 | 39.669 |
| TOTAL | 2.558'9 | 54.991 |




6

6.2. INDUSTRIAS AGRARIAS Y ALIMENTARIAS

INDUSTRIAS AGRARIAS Y ALIMENTARIAS INSCRITAS EN LA CONSEJERIA DE AGRICULTURA, GANADERIA Y PESCA

| Actividad | Nº de industrias | Capacidad total | Unidad |
|---|------------------|-----------------|---------------|
| INDUSTRIAS LACTEAS | | | |
| Esterilización leche | 1 | 12.000 | L/8 h. |
| Pasteurización leche | 1 | 14.000 | L/8 h. |
| Envasado leche certificada | 2 | 2.000 | L/8 h. |
| Fábricas de queso no fundido | 6 | 16.812 | L/8 h. |
| Fábricas de helados | 2 | 14 | Tm/8 h. |
| INDUSTRIAS PIMENTONERAS | | | |
| Molinos de pimentón | 77 | 19.582 | Kg/8 h. |
| Extracción de Oleorresinas | 6 | 200 | Kg/8 h. |
| Secaderos de pimientos | 62 | 375.916 | Kg/8 h. |
| INDUSTRIAS ALGODONERAS | | | |
| Desmotadoras de algodón | 3 | 119'80 | Tm/8 h. |
| INDUSTRIAS DE LA MADERA | | | |
| Serrerías | 66 | 83.887'20 | M3/8 h. |
| Secado madera | 1 | 6'65 | M3/secadero |
| INDUSTRIAS HORTOFRUTICOLAS | | | |
| Industrias manipuladoras | 376 | 120.220'81 | Tm/8 h. |
| Centrales hortofrutícolas | 19 | 36 | Tm/8 h. |
| Manipuladoras tubérculos | 2 | 9 | Tm/8 h. |
| Manipuladoras Champiñón | 3 | 38 | Tm/8 h. |
| Clasificadora-seleccionadora de legumbres . | 7 | 19'20 | Tm/8 h. |
| INDUSTRIAS DE ADEREZO Y ENCURTIDOS | | | |
| Aderezo de aceitunas | 21 | 6.979 | Tm/campaña |
| Envase aceitunas | 1 | 2'66 | Tm/8 h. |
| Encurtido de alcaparras | 5 | 2.064 | Tm/campaña |
| INDUSTRIAS DE DESHIDRATACION | | | |
| Desecación de pimiento | 1 | — | — |
| Frutos secos | 3 | 28'3 | Kg. agua/8 h. |
| CONSERVAS VEGETALES | | | |
| Fábricas de conservas vegetales | 20 | 95.774 | Tm/8 h. |
| Congelación productos vegetales | 5 | 180 | Tm/8 h. |



6

| Actividad | Nº de industrias | Capacidad total | Unidad |
|--|------------------|-----------------|-----------------|
| INDUSTRIAS DE LA ALMENDRA | | | |
| Industrias descascaradoras | 29 | 1.312 | Tm/8 h. |
| Tostaderos de almendra | 4 | 2 | Tm/8 h. |
| CONSERVAS DE PESCADO | | | |
| Fábricas sucedáneos caviar | 1 | 30 | Kg/8 h. |
| Despiece pescado | 1 | — | — |
| Secado de pescado | 2 | 43 | Tm./8 h. |
| Fábricas salazones pescado | 6 | 169 | Tm./8 h. |
| Platos preparados | 2 | 07 | Tm./8 h. |
| Congelados de pescado | 2 | 4.165 | M3 |
| Cámaras refrigeración | 2 | 6.600 | M3 |
| Cámaras congelados | 2 | 16.036 | M3 |
| INDUSTRIAS OLEICOLAS | | | |
| Almazaras | 80 | 269'20 | Tm. aceite/8 h. |
| Extracción de aceite de semillas | 1 | 80 | Tm. aceite/8 h. |
| INDUSTRIAS CARNICAS | | | |
| Matadero Frigorífico, Fca. Embutidos y sala despiece | 14 | | |
| Matadero frigorífico y sala despiece | 1 | | |
| Embutidos con matadero | 21 | | |
| Embutidos | 21 | | |
| Salas de despiece | 3 | | |
| Fábricas de embutidos y sala de despiece | 2 | | |
| Conservas cárnicas | 3 | | |
| Cámaras frigoríficas para productos cárnicos y otros polivalentes | 8 | | |
| Mataderos de aves | 12 | | |
| Mataderos de conejos | 13 | | |
| Talleres de tripas | 8 | | |
| Salazones cárnicas | 15 | | |
| INDUSTRIAS ENOLOGICAS | | | |
| Fábrica de alcohol | 3 | | |
| Almacenamiento de vinos | 5 | | |
| Elaboración y Crianza de vinos | 8 | | |
| Crianza de vinos | 6 | | |
| Vinos especiales | 3 | | |
| Envejecimiento de vino | 1 | | |
| Vinos mesa y aguardientes | 1 | | |
| Piquetas y segundas | 4 | | |
| Mostos (Destriós uvas de mesa) | 1 | | |
| Elaboración de vinos con destriós de uvas de mesa y destilación de vinos | 1 | | |
| Vinagre vínico | 3 | | |
| Vinos de mesa | 143 | | |
| Embotelladoras de vino | 15 | | |
| Elaboración y embotellado de vinos | 8 | | |
| Elaboración, crianza y embotellado de vinos | 8 | | |
| Crianza y embotellado de vino | 3 | | |
| Embotelladora otros (vinagre) | 7 | | |
| Envasado de vino en garrafas | 6 | | |
| Sangría, Vinagre vínico, Vermut, embotelladora y otros | 2 | | |

